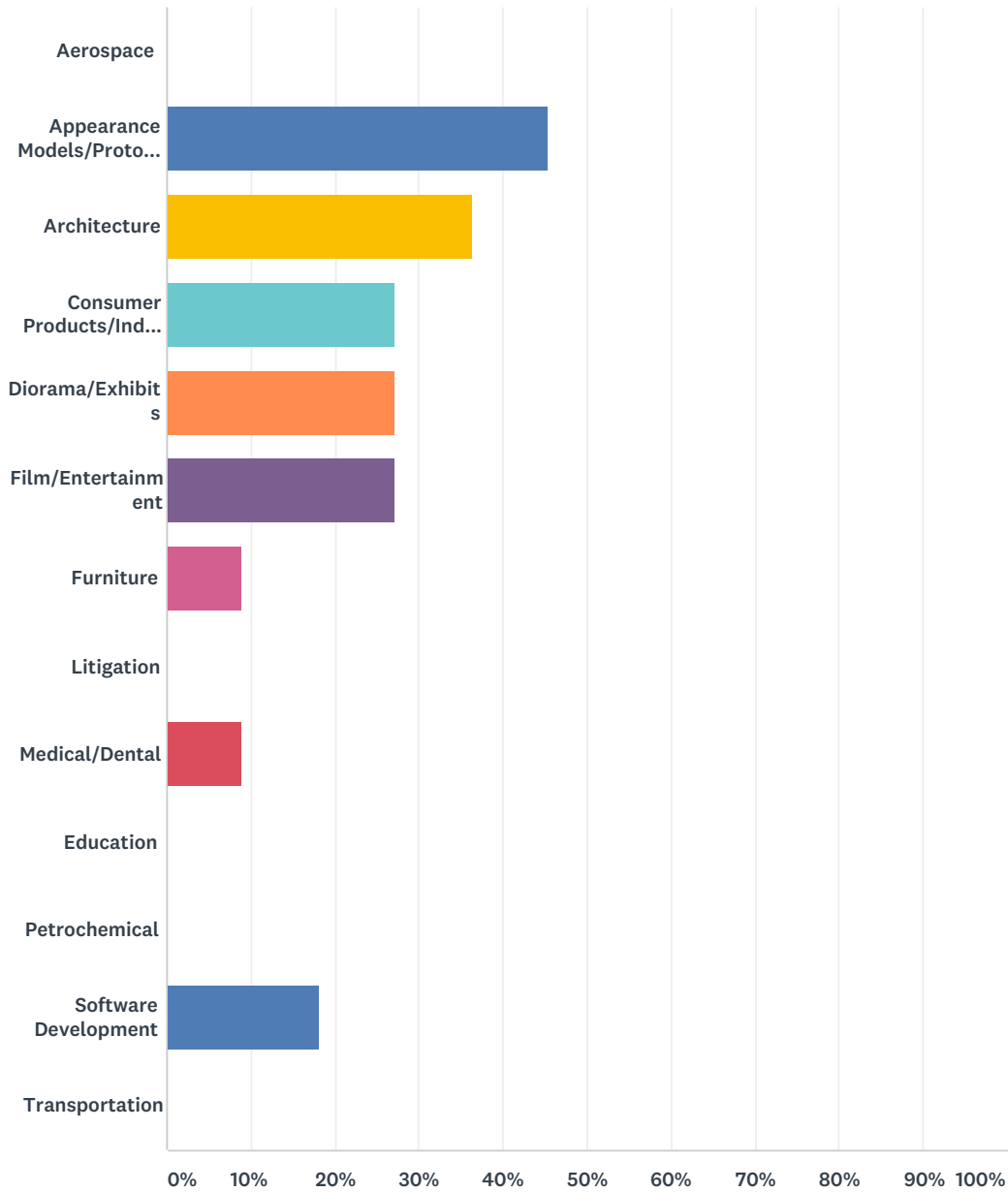


Q1 Business Sector (select up to three) AND Number of Employees

Answered: 11 Skipped: 0

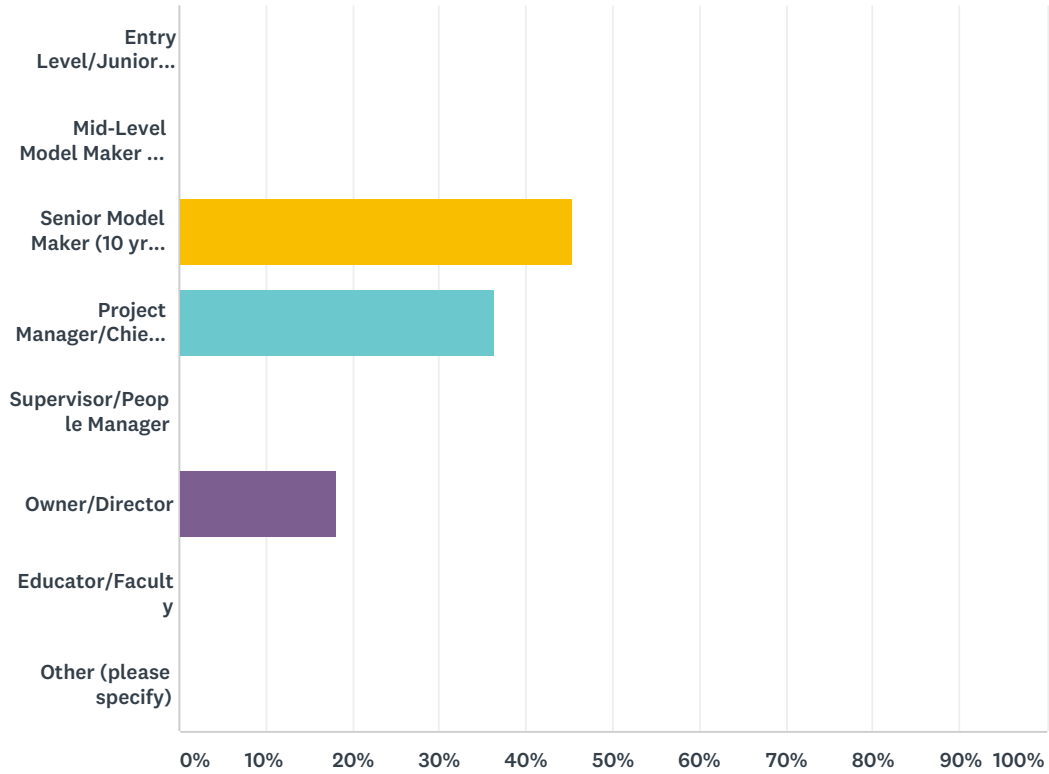


ANSWER CHOICES	RESPONSES	
Aerospace	0.00%	0
Appearance Models/Prototypes	45.45%	5
Architecture	36.36%	4
Consumer Products/Industrial Design	27.27%	3
Diorama/Exhibits	27.27%	3
Film/Entertainment	27.27%	3

Furniture	9.09%	1
Litigation	0.00%	0
Medical/Dental	9.09%	1
Education	0.00%	0
Petrochemical	0.00%	0
Software Development	18.18%	2
Transportation	0.00%	0
Total Respondents: 11		

Q2 Job Title (or Level)

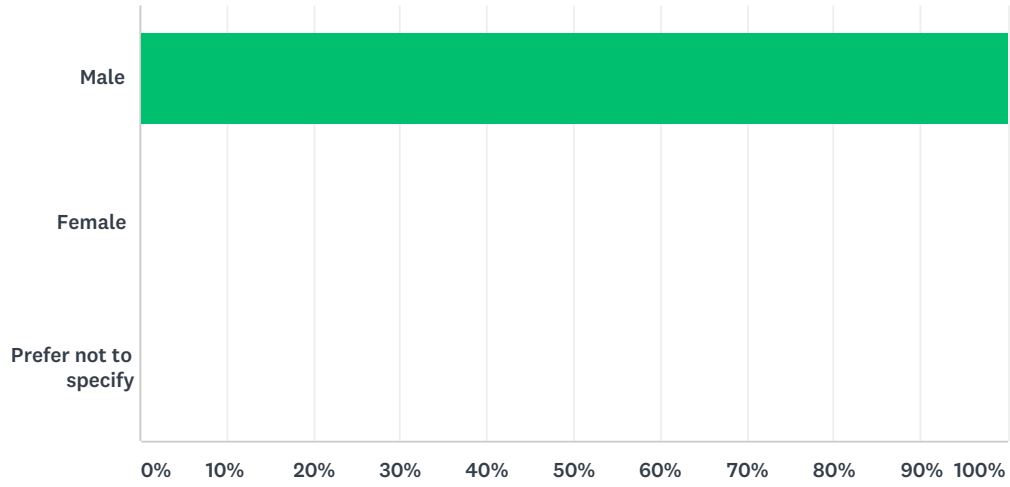
Answered: 11 Skipped: 0



ANSWER CHOICES	RESPONSES
Entry Level/Junior Model Maker	0.00% 0
Mid-Level Model Maker (5 yrs +)	0.00% 0
Senior Model Maker (10 yrs +)	45.45% 5
Project Manager/Chief Model Maker	36.36% 4
Supervisor/People Manager	0.00% 0
Owner/Director	18.18% 2
Educator/Faculty	0.00% 0
Other (please specify)	0.00% 0
Total Respondents: 11	

Q3 Gender

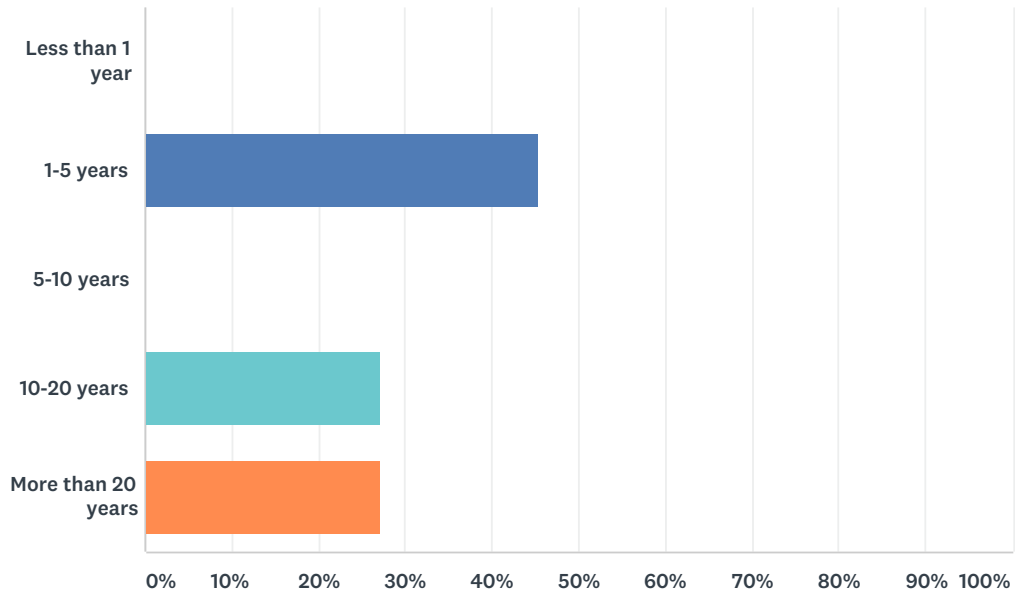
Answered: 11 Skipped: 0



ANSWER CHOICES	RESPONSES	
Male	100.00%	11
Female	0.00%	0
Prefer not to specify	0.00%	0
TOTAL		11

Q4 How long have you been with your current employer?

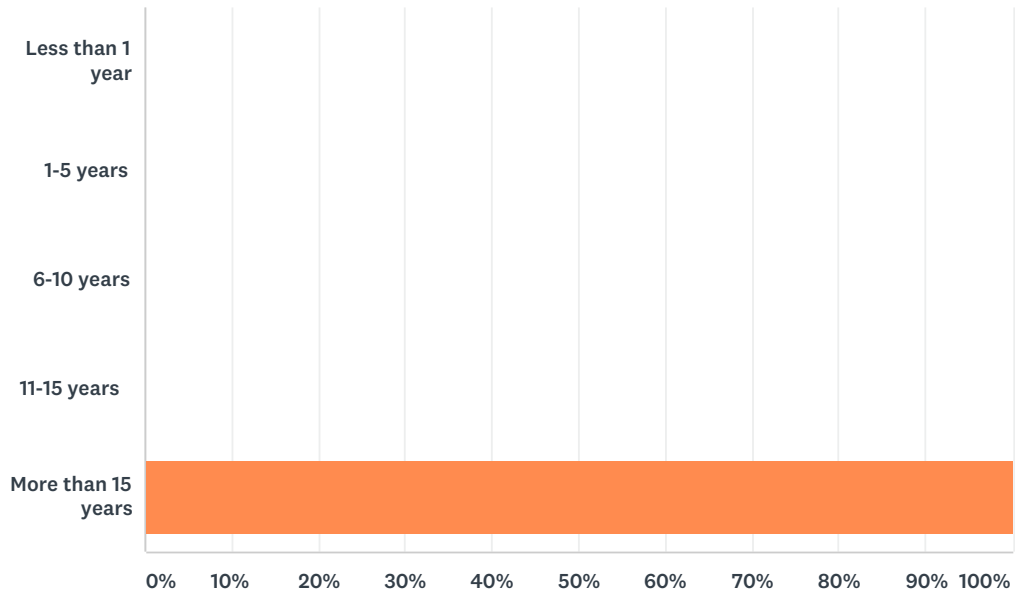
Answered: 11 Skipped: 0



ANSWER CHOICES	RESPONSES
Less than 1 year	0.00% 0
1-5 years	45.45% 5
5-10 years	0.00% 0
10-20 years	27.27% 3
More than 20 years	27.27% 3
TOTAL	11

Q5 How long have you worked as a Model Maker?

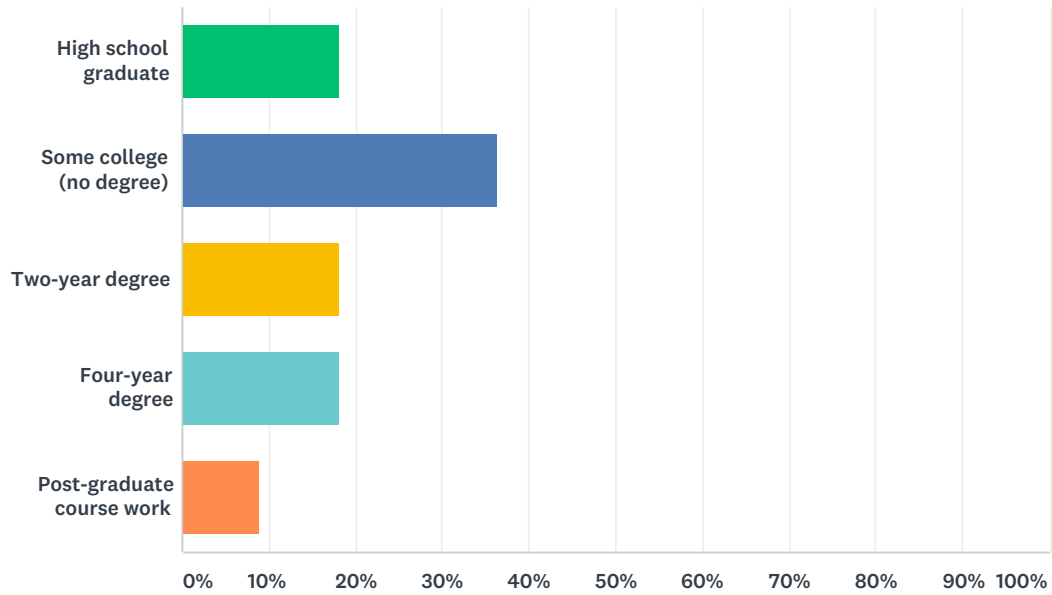
Answered: 11 Skipped: 0



ANSWER CHOICES	RESPONSES
Less than 1 year	0.00% 0
1-5 years	0.00% 0
6-10 years	0.00% 0
11-15 years	0.00% 0
More than 15 years	100.00% 11
TOTAL	11

Q6 What is the highest level of formal education you've completed?

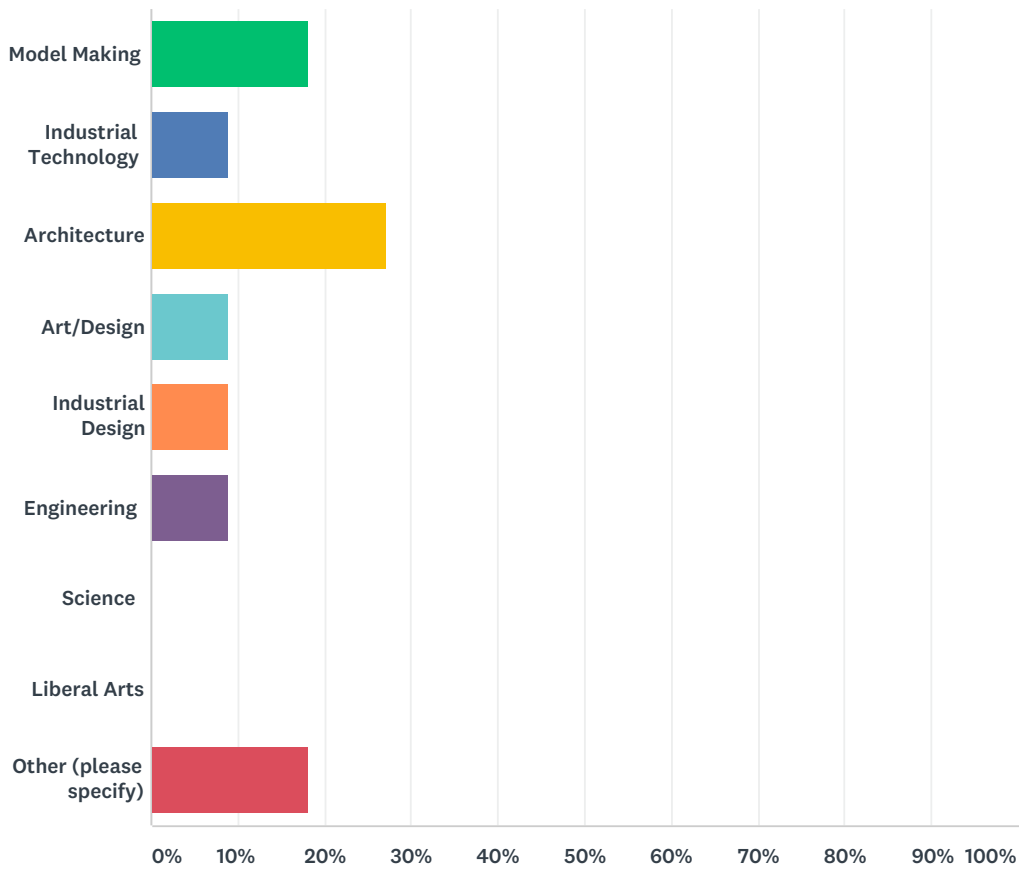
Answered: 11 Skipped: 0



ANSWER CHOICES	RESPONSES	
High school graduate	18.18%	2
Some college (no degree)	36.36%	4
Two-year degree	18.18%	2
Four-year degree	18.18%	2
Post-graduate course work	9.09%	1
TOTAL		11

Q7 Which of the following best describes the field in which you received your highest degree/training?

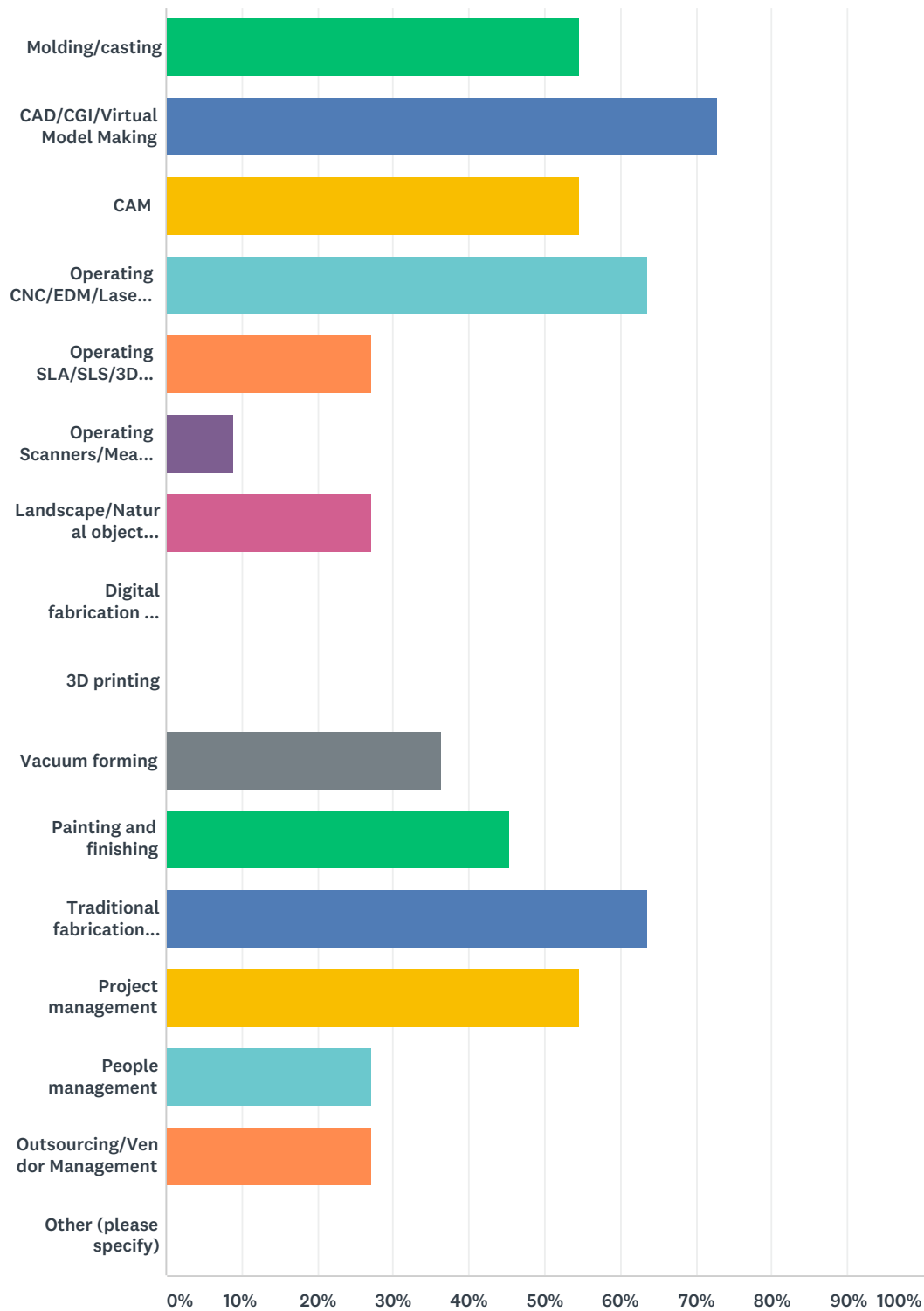
Answered: 11 Skipped: 0



ANSWER CHOICES	RESPONSES	
Model Making	18.18%	2
Industrial Technology	9.09%	1
Architecture	27.27%	3
Art/Design	9.09%	1
Industrial Design	9.09%	1
Engineering	9.09%	1
Science	0.00%	0
Liberal Arts	0.00%	0
Other (please specify)	18.18%	2
TOTAL		11

Q8 Mark any capabilities, responsibilities and skills you may use in your current position.

Answered: 11 Skipped: 0



ANSWER CHOICES

RESPONSES

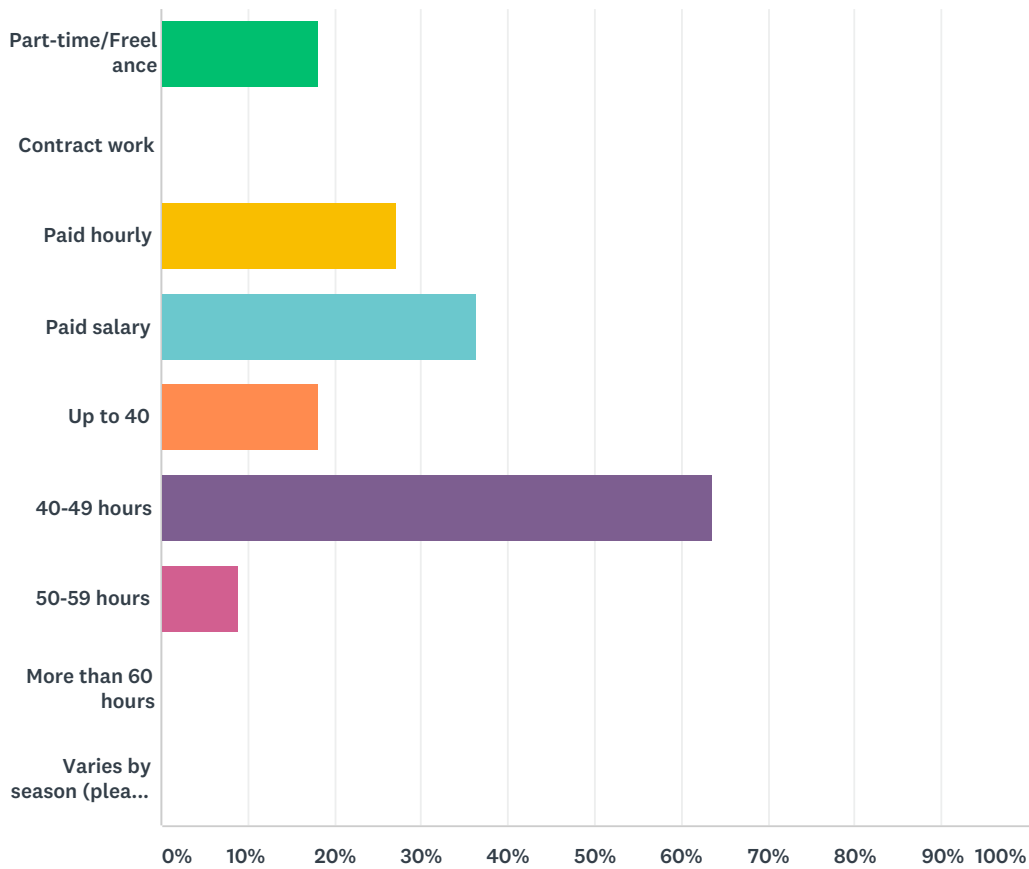
APMM Total Compensation Survey - US Southwest

SurveyMonkey

Molding/casting	54.55%	6
CAD/CGI/Virtual Model Making	72.73%	8
CAM	54.55%	6
Operating CNC/EDM/Laser equipment	63.64%	7
Operating SLA/SLS/3D Printing equipment	27.27%	3
Operating Scanners/Measuring equipment	9.09%	1
Landscape/Natural object simulation	27.27%	3
Digital fabrication (3D routing, laser cutting/engraving)	0.00%	0
3D printing	0.00%	0
Vacuum forming	36.36%	4
Painting and finishing	45.45%	5
Traditional fabrication (manual wood/metal/ceramics/other -working)	63.64%	7
Project management	54.55%	6
People management	27.27%	3
Outsourcing/Vendor Management	27.27%	3
Other (please specify)	0.00%	0
Total Respondents: 11		

Q9 What is your employment status, AND how many hours do you work, on average, each week? (select status AND number of hours worked)

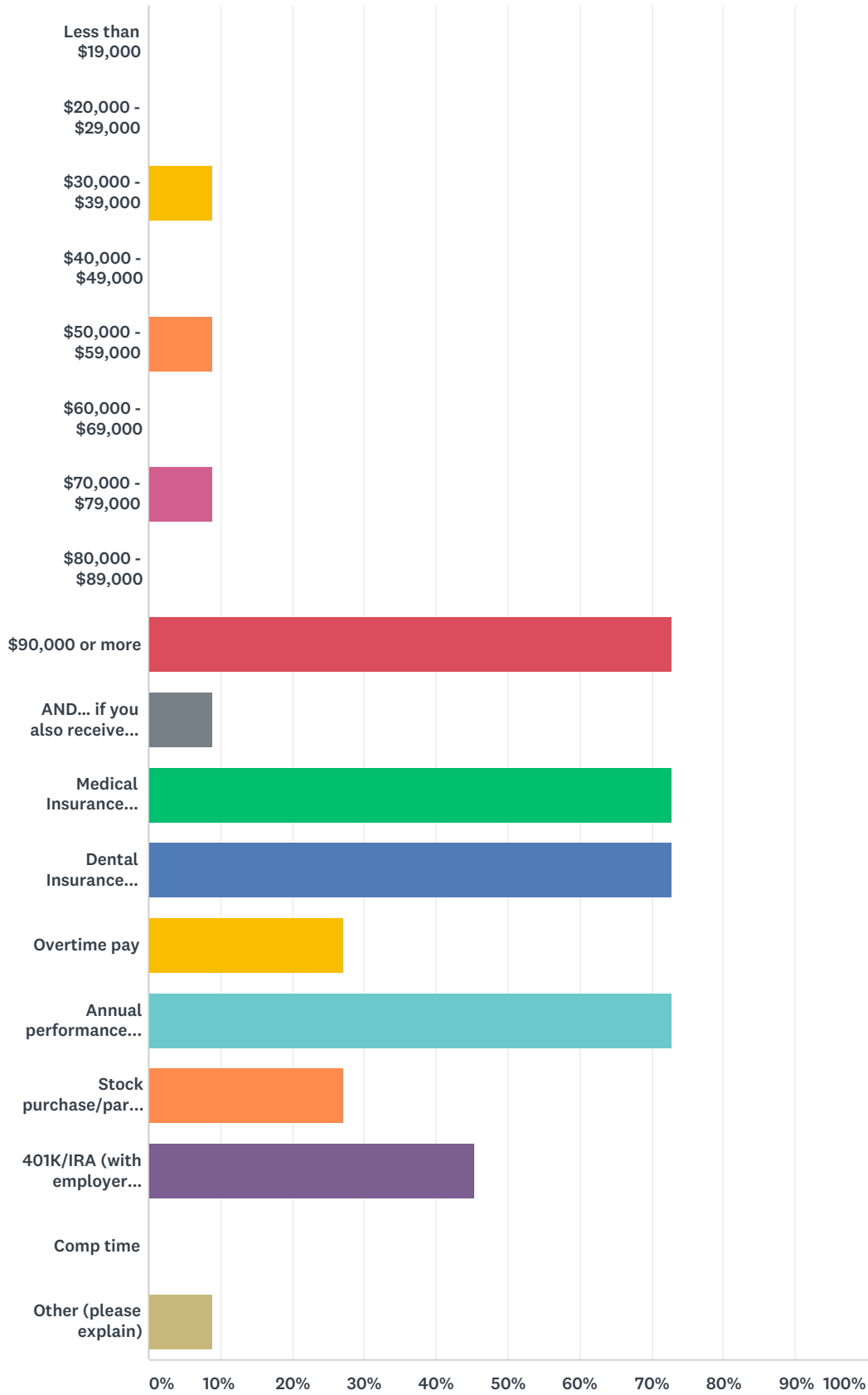
Answered: 11 Skipped: 0



ANSWER CHOICES	RESPONSES	
Part-time/Freelance	18.18%	2
Contract work	0.00%	0
Paid hourly	27.27%	3
Paid salary	36.36%	4
Up to 40	18.18%	2
40-49 hours	63.64%	7
50-59 hours	9.09%	1
More than 60 hours	0.00%	0
Varies by season (please explain)	0.00%	0
Total Respondents: 11		

Q10 What is your Annual Salary AND do you receive any Extra Compensation?

Answered: 11 Skipped: 0



ANSWER CHOICES	RESPONSES
Less than \$19,000	0.00% 0

APMM Total Compensation Survey - US Southwest

SurveyMonkey

\$20,000 - \$29,000	0.00%	0
\$30,000 - \$39,000	9.09%	1
\$40,000 - \$49,000	0.00%	0
\$50,000 - \$59,000	9.09%	1
\$60,000 - \$69,000	0.00%	0
\$70,000 - \$79,000	9.09%	1
\$80,000 - \$89,000	0.00%	0
\$90,000 or more	72.73%	8
AND... if you also receive Extra Compensation, select from choices below:	9.09%	1
Medical Insurance coverage (contribution from employer)	72.73%	8
Dental Insurance coverage (contribution from employer)	72.73%	8
Overtime pay	27.27%	3
Annual performance bonus/Profit sharing	72.73%	8
Stock purchase/participation	27.27%	3
401K/IRA (with employer contribution)	45.45%	5
Comp time	0.00%	0
Other (please explain)	9.09%	1
Total Respondents: 11		