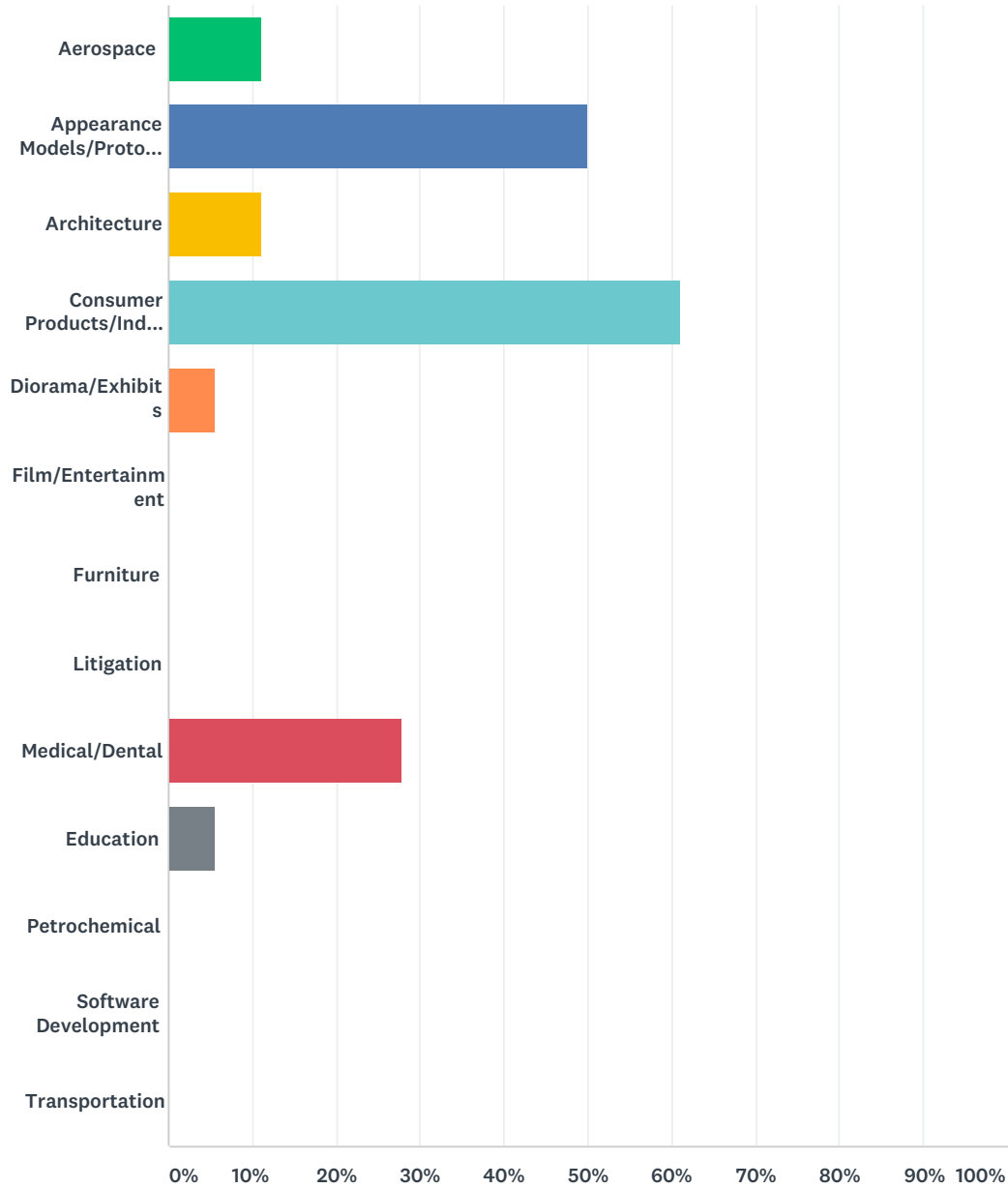


Q1 Business Sector (select up to three) AND Number of Employees

Answered: 18 Skipped: 0

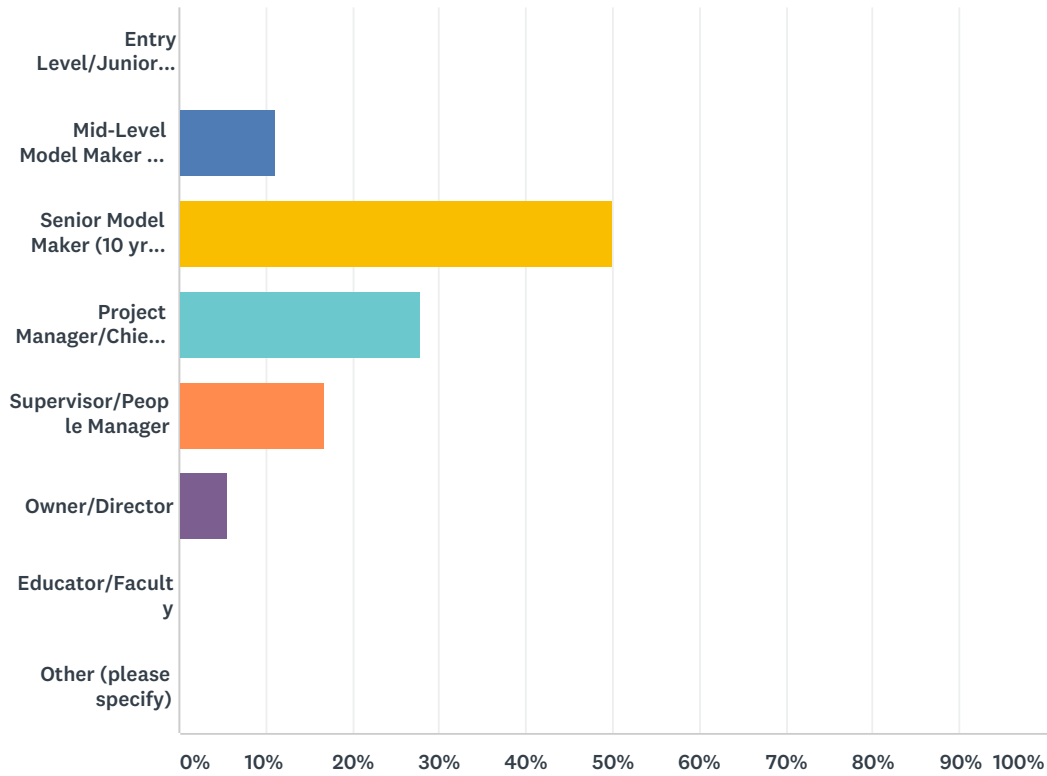


ANSWER CHOICES	RESPONSES	
Aerospace	11.11%	2
Appearance Models/Prototypes	50.00%	9
Architecture	11.11%	2
Consumer Products/Industrial Design	61.11%	11
Diorama/Exhibits	5.56%	1
Film/Entertainment	0.00%	0

Furniture	0.00%	0
Litigation	0.00%	0
Medical/Dental	27.78%	5
Education	5.56%	1
Petrochemical	0.00%	0
Software Development	0.00%	0
Transportation	0.00%	0
Total Respondents: 18		

Q2 Job Title (or Level)

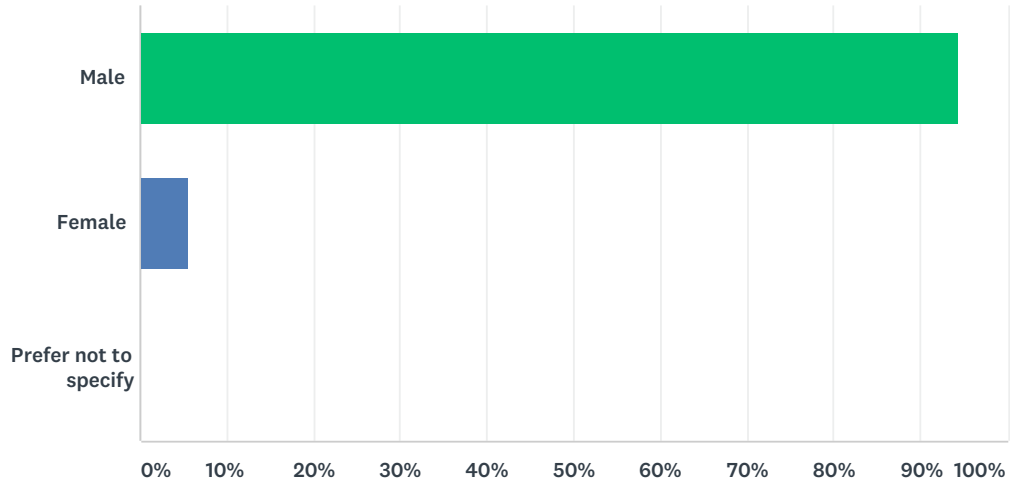
Answered: 18 Skipped: 0



ANSWER CHOICES	RESPONSES	
Entry Level/Junior Model Maker	0.00%	0
Mid-Level Model Maker (5 yrs +)	11.11%	2
Senior Model Maker (10 yrs +)	50.00%	9
Project Manager/Chief Model Maker	27.78%	5
Supervisor/People Manager	16.67%	3
Owner/Director	5.56%	1
Educator/Faculty	0.00%	0
Other (please specify)	0.00%	0
Total Respondents: 18		

Q3 Gender

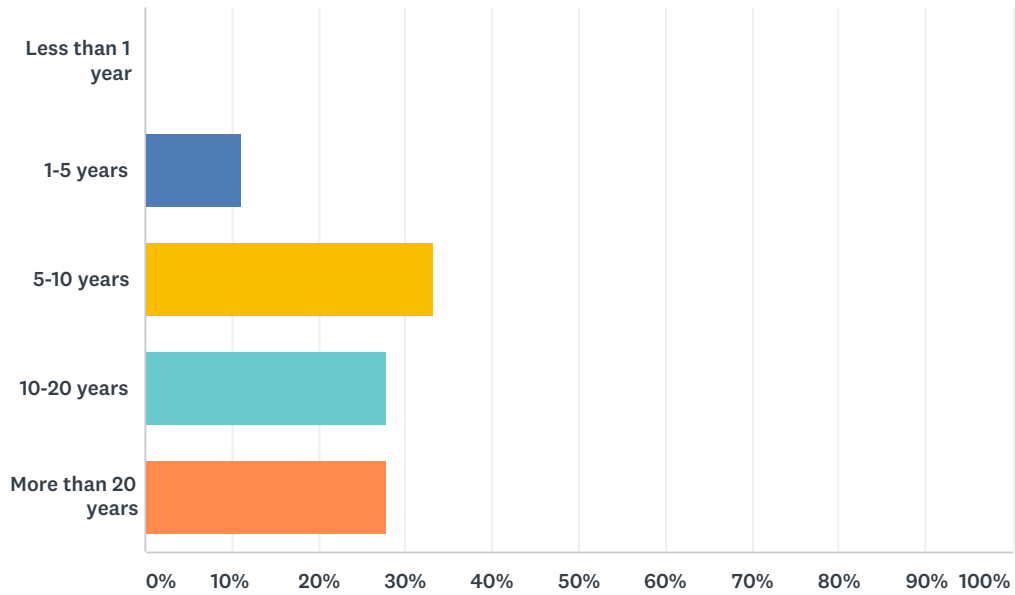
Answered: 18 Skipped: 0



ANSWER CHOICES	RESPONSES	
Male	94.44%	17
Female	5.56%	1
Prefer not to specify	0.00%	0
TOTAL		18

Q4 How long have you been with your current employer?

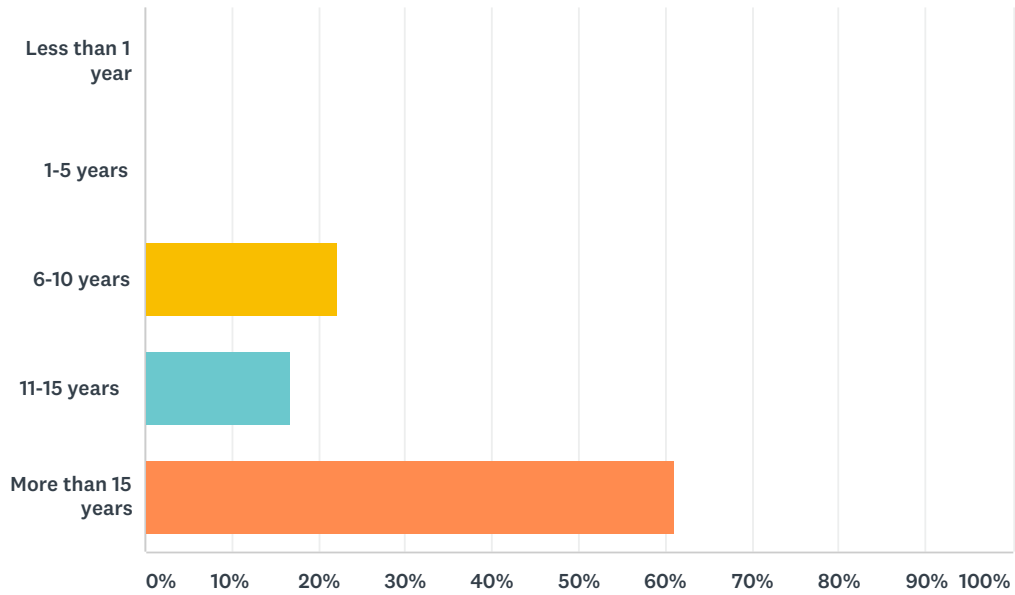
Answered: 18 Skipped: 0



ANSWER CHOICES	RESPONSES
Less than 1 year	0.00% 0
1-5 years	11.11% 2
5-10 years	33.33% 6
10-20 years	27.78% 5
More than 20 years	27.78% 5
TOTAL	18

Q5 How long have you worked as a Model Maker?

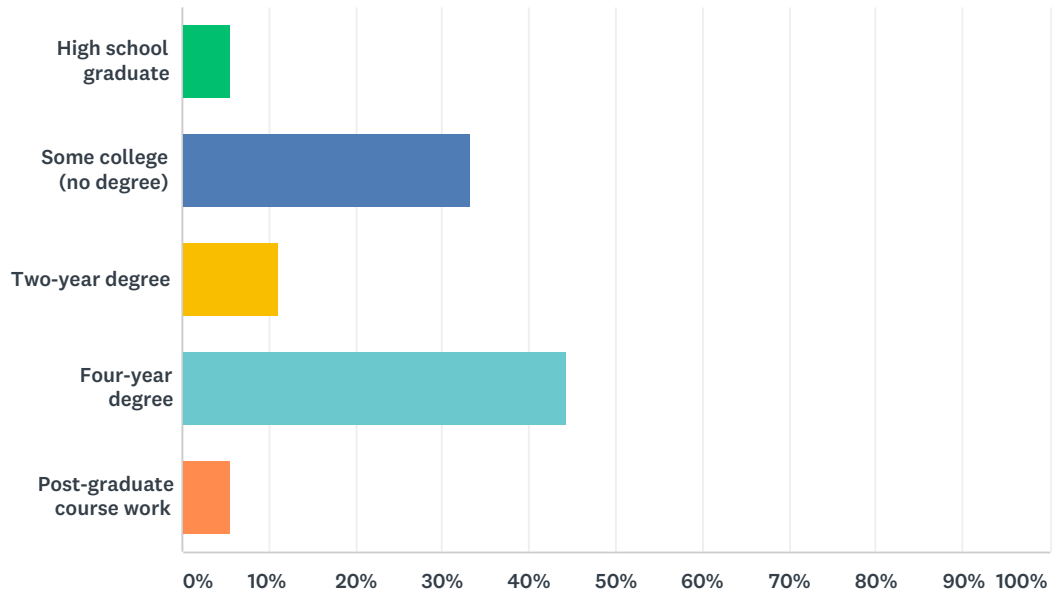
Answered: 18 Skipped: 0



ANSWER CHOICES	RESPONSES
Less than 1 year	0.00% 0
1-5 years	0.00% 0
6-10 years	22.22% 4
11-15 years	16.67% 3
More than 15 years	61.11% 11
TOTAL	18

Q6 What is the highest level of formal education you've completed?

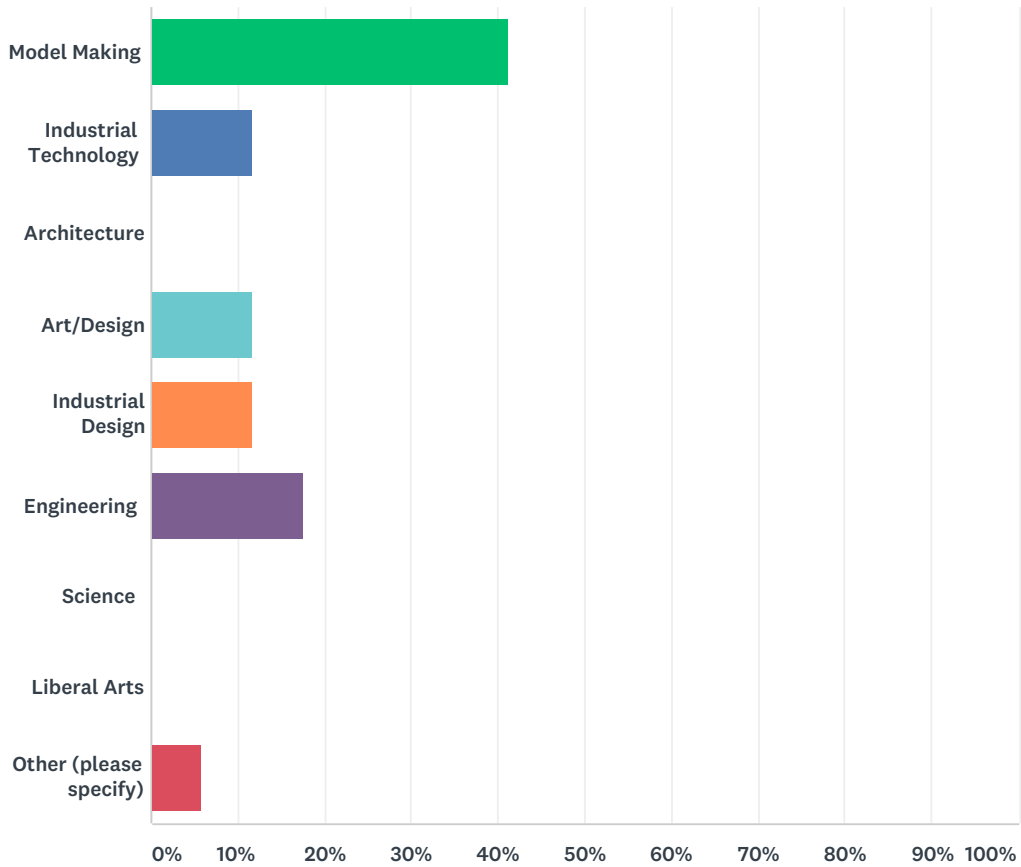
Answered: 18 Skipped: 0



ANSWER CHOICES	RESPONSES	
High school graduate	5.56%	1
Some college (no degree)	33.33%	6
Two-year degree	11.11%	2
Four-year degree	44.44%	8
Post-graduate course work	5.56%	1
TOTAL		18

Q7 Which of the following best describes the field in which you received your highest degree/training?

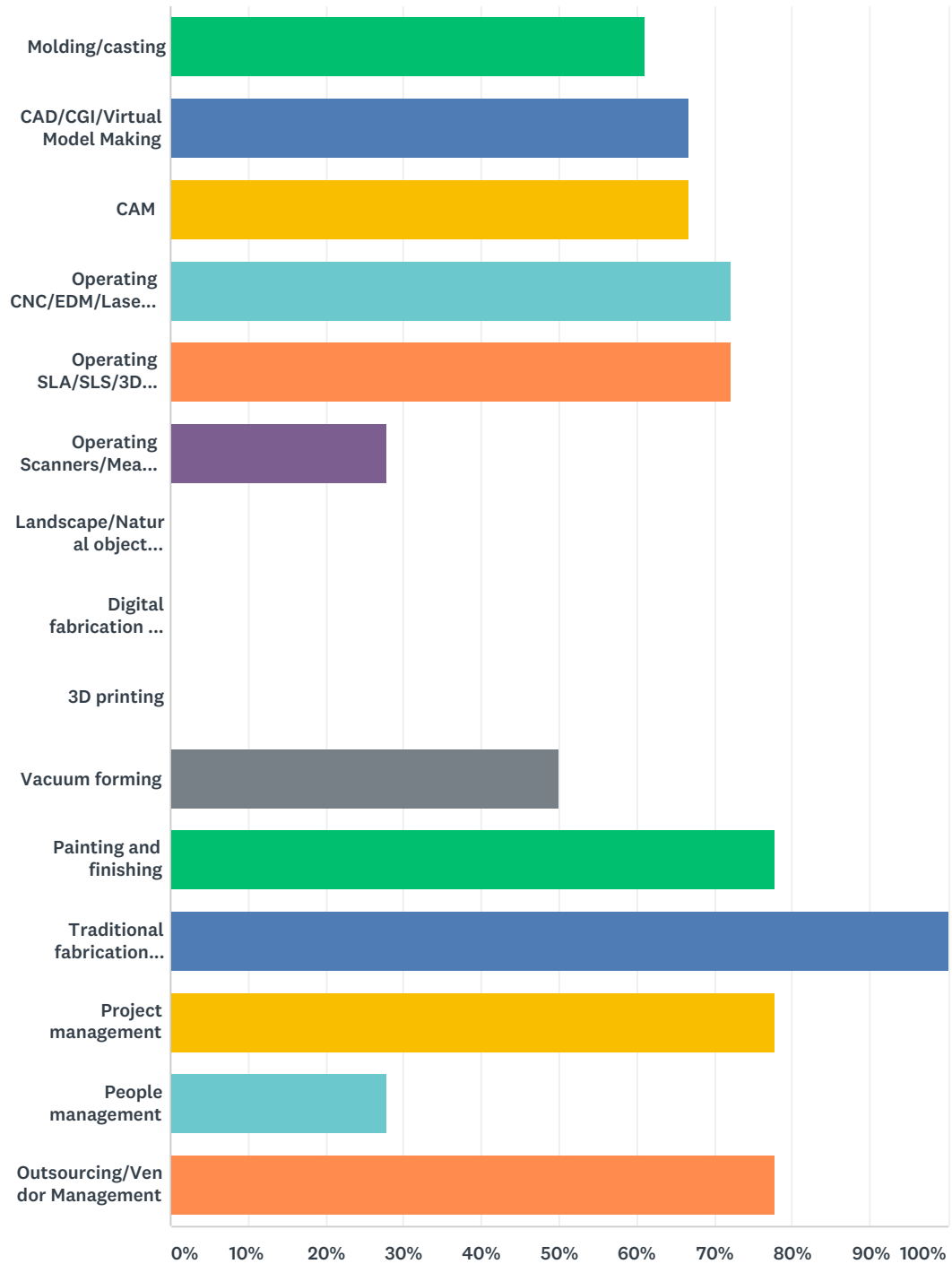
Answered: 17 Skipped: 1



ANSWER CHOICES	RESPONSES	
Model Making	41.18%	7
Industrial Technology	11.76%	2
Architecture	0.00%	0
Art/Design	11.76%	2
Industrial Design	11.76%	2
Engineering	17.65%	3
Science	0.00%	0
Liberal Arts	0.00%	0
Other (please specify)	5.88%	1
TOTAL		17

Q8 Mark any capabilities, responsibilities and skills you may use in your current position.

Answered: 18 Skipped: 0

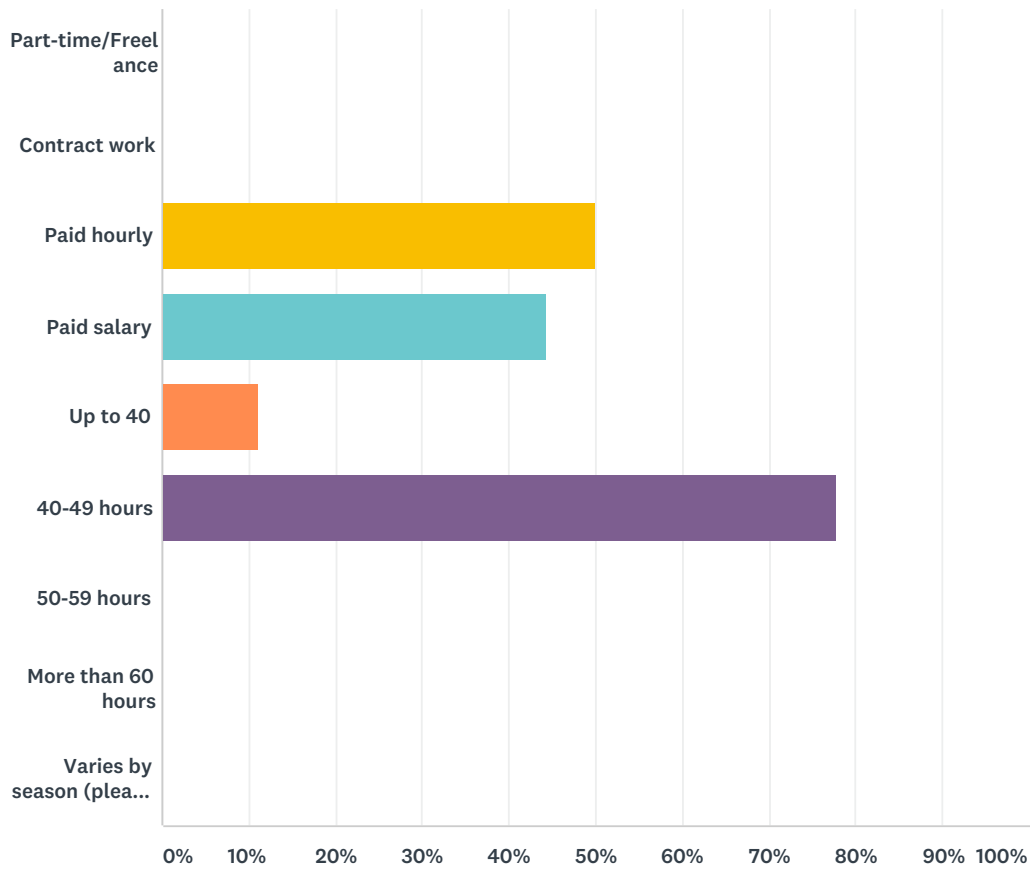


ANSWER CHOICES	RESPONSES	
Molding/casting	61.11%	11
CAD/CGI/Virtual Model Making	66.67%	12

CAM	66.67%	12
Operating CNC/EDM/Laser equipment	72.22%	13
Operating SLA/SLS/3D Printing equipment	72.22%	13
Operating Scanners/Measuring equipment	27.78%	5
Landscape/Natural object simulation	0.00%	0
Digital fabrication (3D routing, laser cutting/engraving)	0.00%	0
3D printing	0.00%	0
Vacuum forming	50.00%	9
Painting and finishing	77.78%	14
Traditional fabrication (manual wood/metal/ceramics/other -working)	100.00%	18
Project management	77.78%	14
People management	27.78%	5
Outsourcing/Vendor Management	77.78%	14
Total Respondents: 18		

Q9 What is your employment status, AND how many hours do you work, on average, each week? (select status AND number of hours worked)

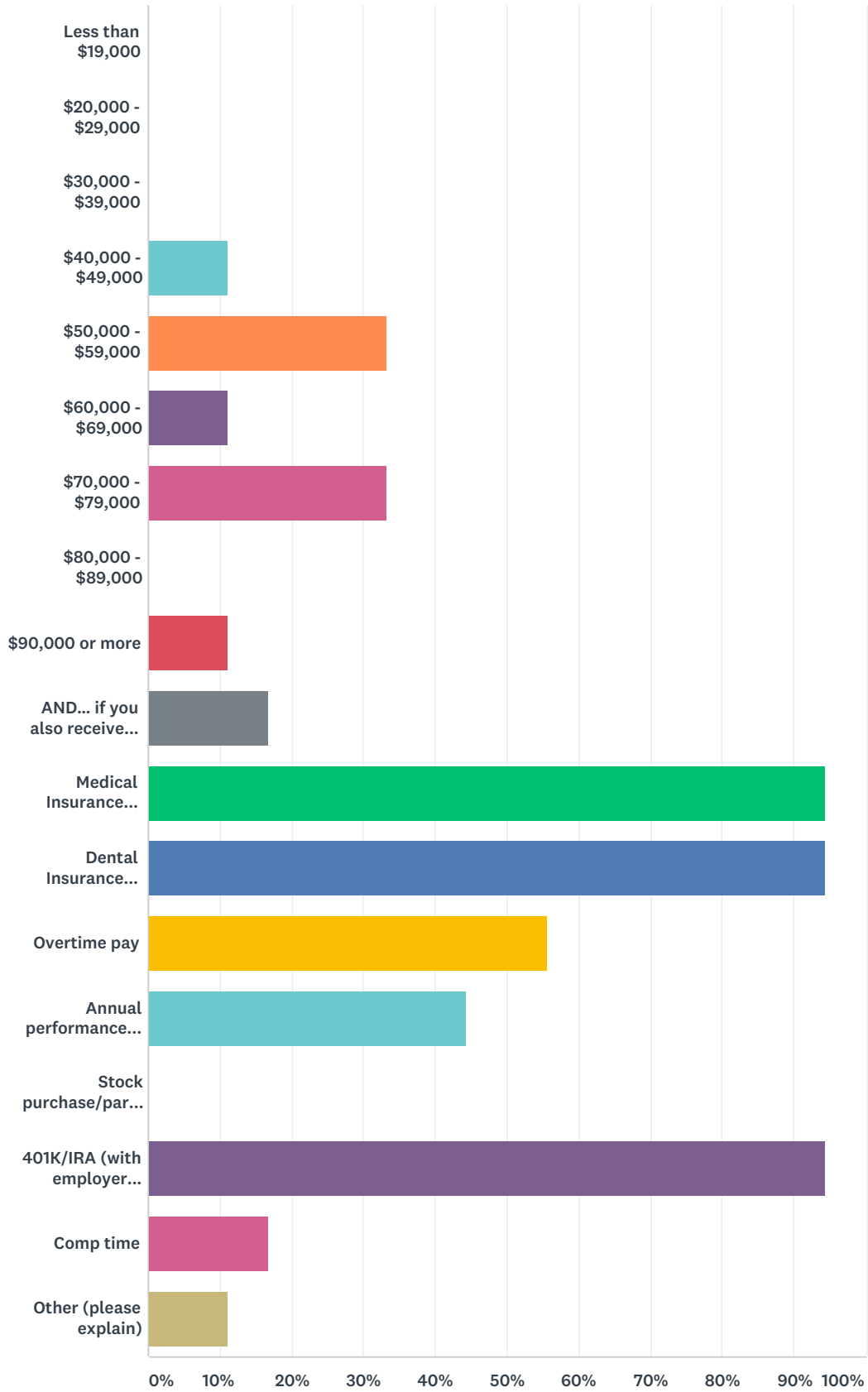
Answered: 18 Skipped: 0



ANSWER CHOICES	RESPONSES	
Part-time/Freelance	0.00%	0
Contract work	0.00%	0
Paid hourly	50.00%	9
Paid salary	44.44%	8
Up to 40	11.11%	2
40-49 hours	77.78%	14
50-59 hours	0.00%	0
More than 60 hours	0.00%	0
Varies by season (please explain)	0.00%	0
Total Respondents: 18		

Q10 What is your Annual Salary AND do you receive any Extra Compensation?

Answered: 18 Skipped: 0



ANSWER CHOICES	RESPONSES
Less than \$19,000	0.00% 0

APMM Total Compensation Survey - US Southeast

SurveyMonkey

\$20,000 - \$29,000	0.00%	0
\$30,000 - \$39,000	0.00%	0
\$40,000 - \$49,000	11.11%	2
\$50,000 - \$59,000	33.33%	6
\$60,000 - \$69,000	11.11%	2
\$70,000 - \$79,000	33.33%	6
\$80,000 - \$89,000	0.00%	0
\$90,000 or more	11.11%	2
AND... if you also receive Extra Compensation, select from choices below:	16.67%	3
Medical Insurance coverage (contribution from employer)	94.44%	17
Dental Insurance coverage (contribution from employer)	94.44%	17
Overtime pay	55.56%	10
Annual performance bonus/Profit sharing	44.44%	8
Stock purchase/participation	0.00%	0
401K/IRA (with employer contribution)	94.44%	17
Comp time	16.67%	3
Other (please explain)	11.11%	2
Total Respondents: 18		