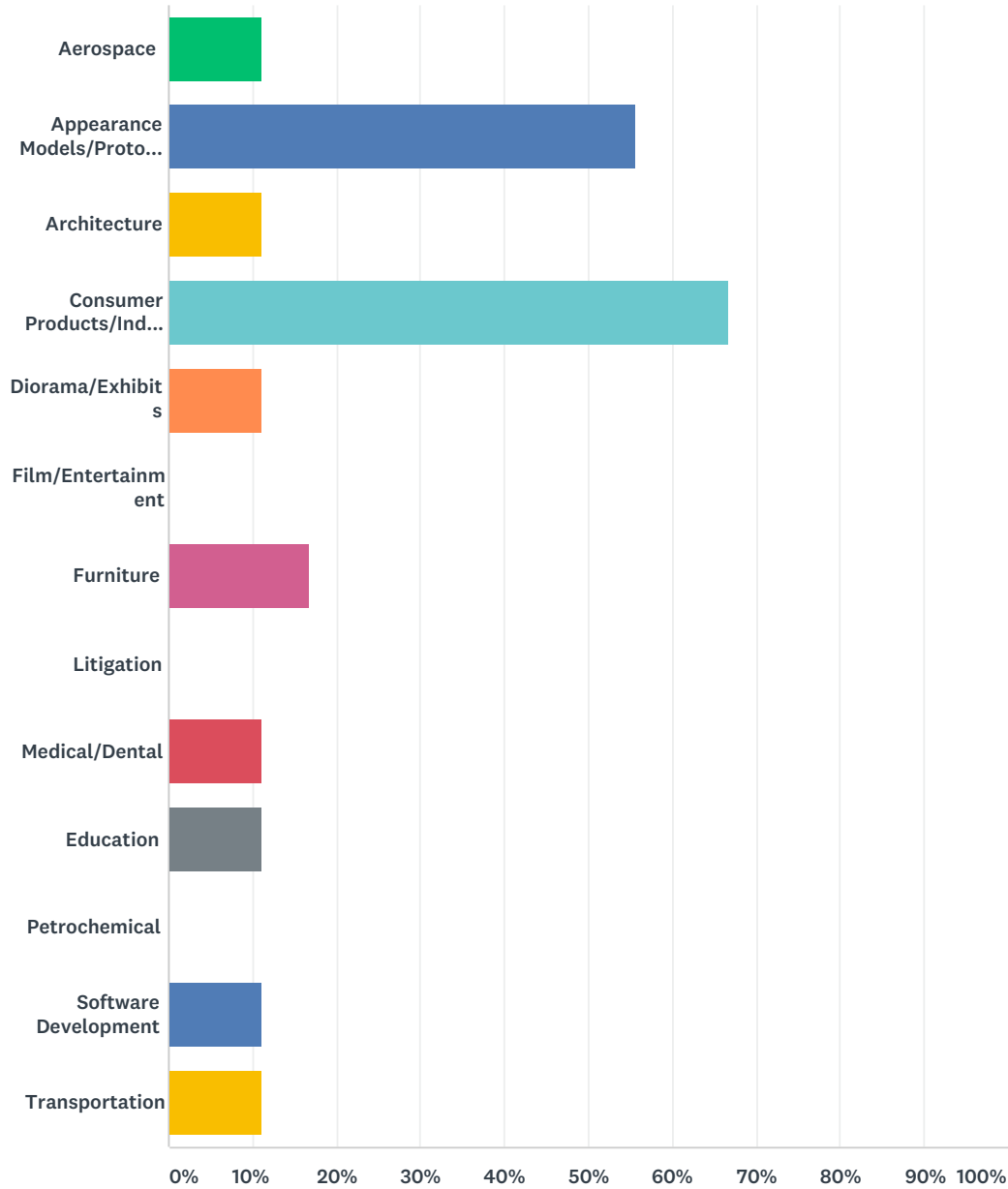


Q1 Business Sector (select up to three) AND Number of Employees

Answered: 18 Skipped: 0

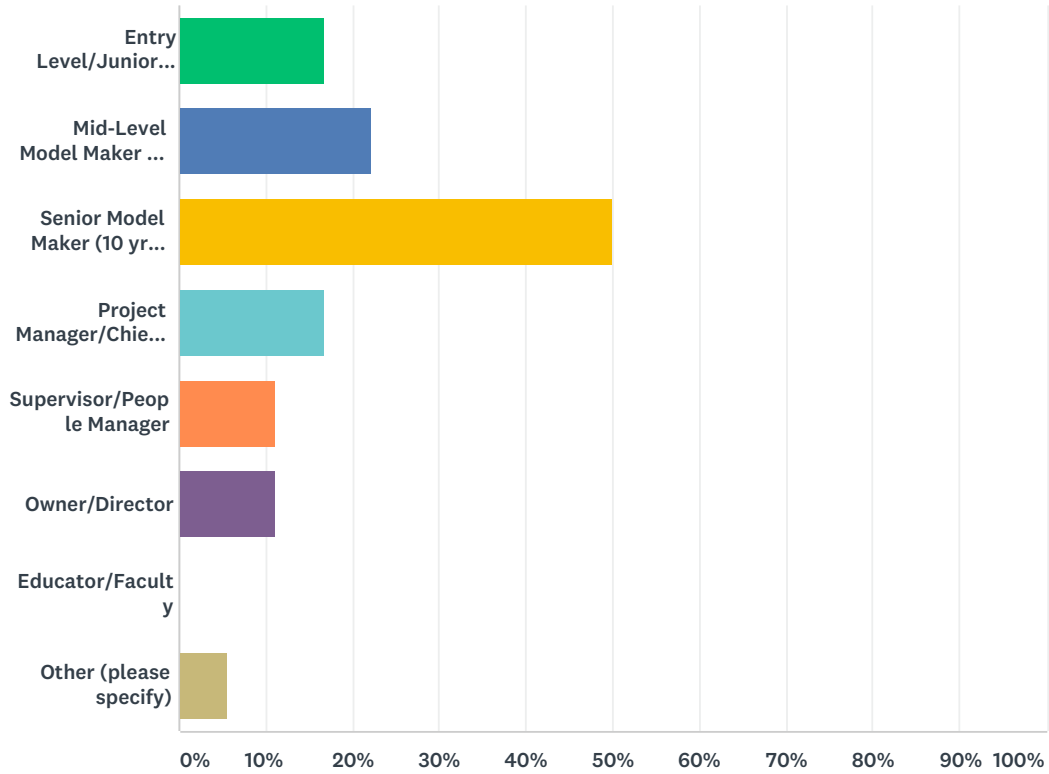


ANSWER CHOICES	RESPONSES	
Aerospace	11.11%	2
Appearance Models/Prototypes	55.56%	10
Architecture	11.11%	2
Consumer Products/Industrial Design	66.67%	12
Diorama/Exhibits	11.11%	2
Film/Entertainment	0.00%	0

Furniture	16.67%	3
Litigation	0.00%	0
Medical/Dental	11.11%	2
Education	11.11%	2
Petrochemical	0.00%	0
Software Development	11.11%	2
Transportation	11.11%	2
Total Respondents: 18		

Q2 Job Title (or Level)

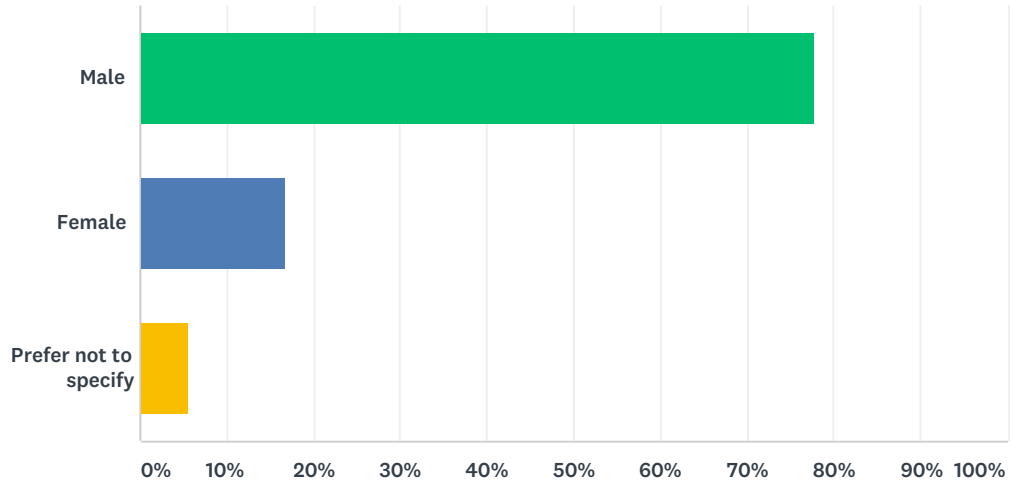
Answered: 18 Skipped: 0



ANSWER CHOICES	RESPONSES	
Entry Level/Junior Model Maker	16.67%	3
Mid-Level Model Maker (5 yrs +)	22.22%	4
Senior Model Maker (10 yrs +)	50.00%	9
Project Manager/Chief Model Maker	16.67%	3
Supervisor/People Manager	11.11%	2
Owner/Director	11.11%	2
Educator/Faculty	0.00%	0
Other (please specify)	5.56%	1
Total Respondents: 18		

Q3 Gender

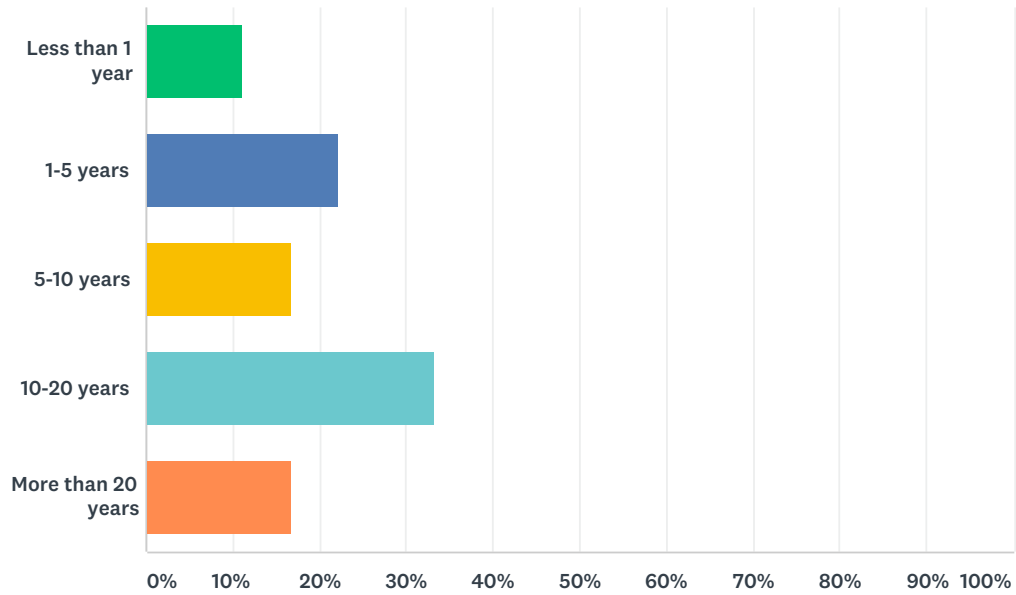
Answered: 18 Skipped: 0



ANSWER CHOICES	RESPONSES	
Male	77.78%	14
Female	16.67%	3
Prefer not to specify	5.56%	1
TOTAL		18

Q4 How long have you been with your current employer?

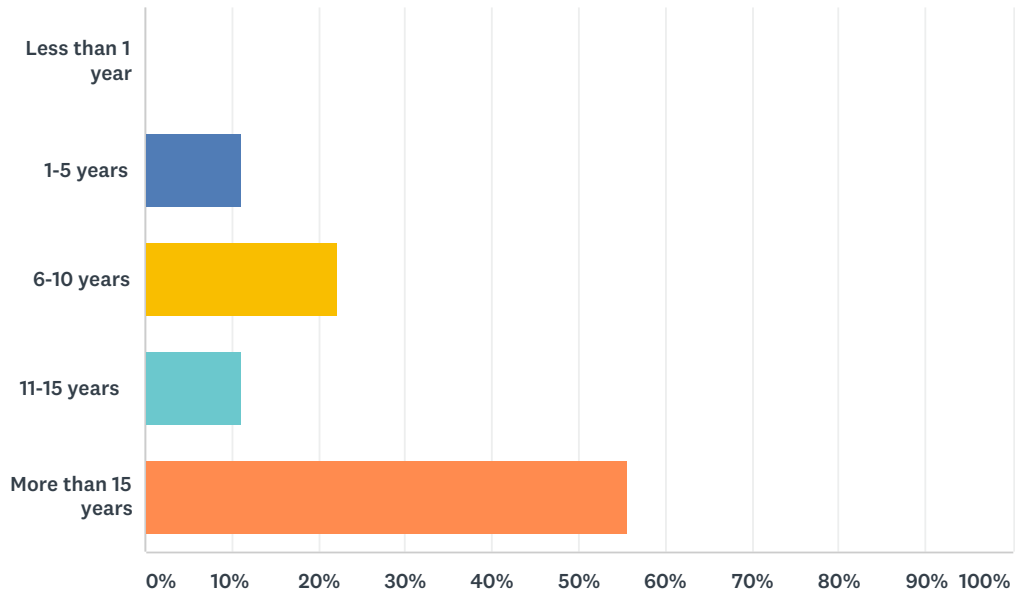
Answered: 18 Skipped: 0



ANSWER CHOICES	RESPONSES
Less than 1 year	11.11% 2
1-5 years	22.22% 4
5-10 years	16.67% 3
10-20 years	33.33% 6
More than 20 years	16.67% 3
TOTAL	18

Q5 How long have you worked as a Model Maker?

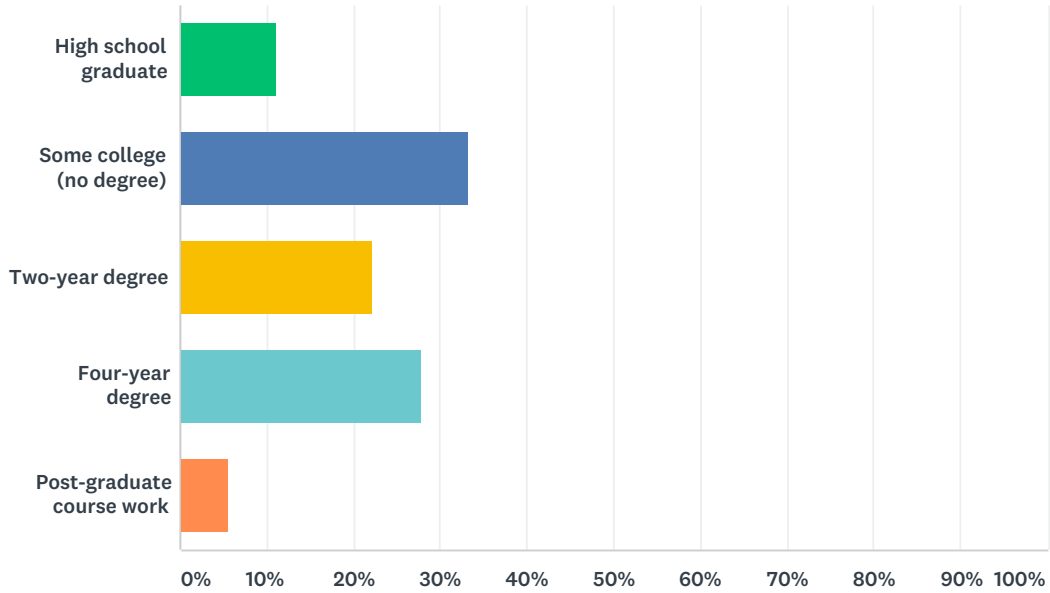
Answered: 18 Skipped: 0



ANSWER CHOICES	RESPONSES	
Less than 1 year	0.00%	0
1-5 years	11.11%	2
6-10 years	22.22%	4
11-15 years	11.11%	2
More than 15 years	55.56%	10
TOTAL		18

Q6 What is the highest level of formal education you've completed?

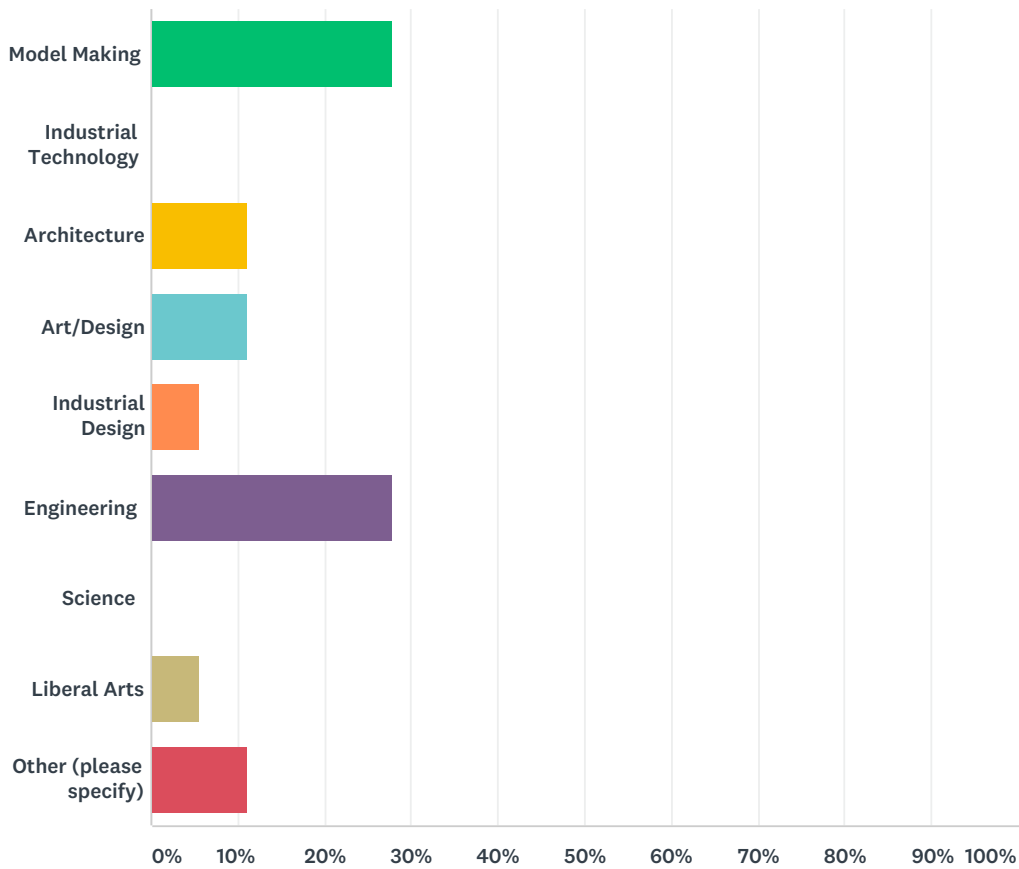
Answered: 18 Skipped: 0



ANSWER CHOICES	RESPONSES	
High school graduate	11.11%	2
Some college (no degree)	33.33%	6
Two-year degree	22.22%	4
Four-year degree	27.78%	5
Post-graduate course work	5.56%	1
TOTAL		18

Q7 Which of the following best describes the field in which you received your highest degree/training?

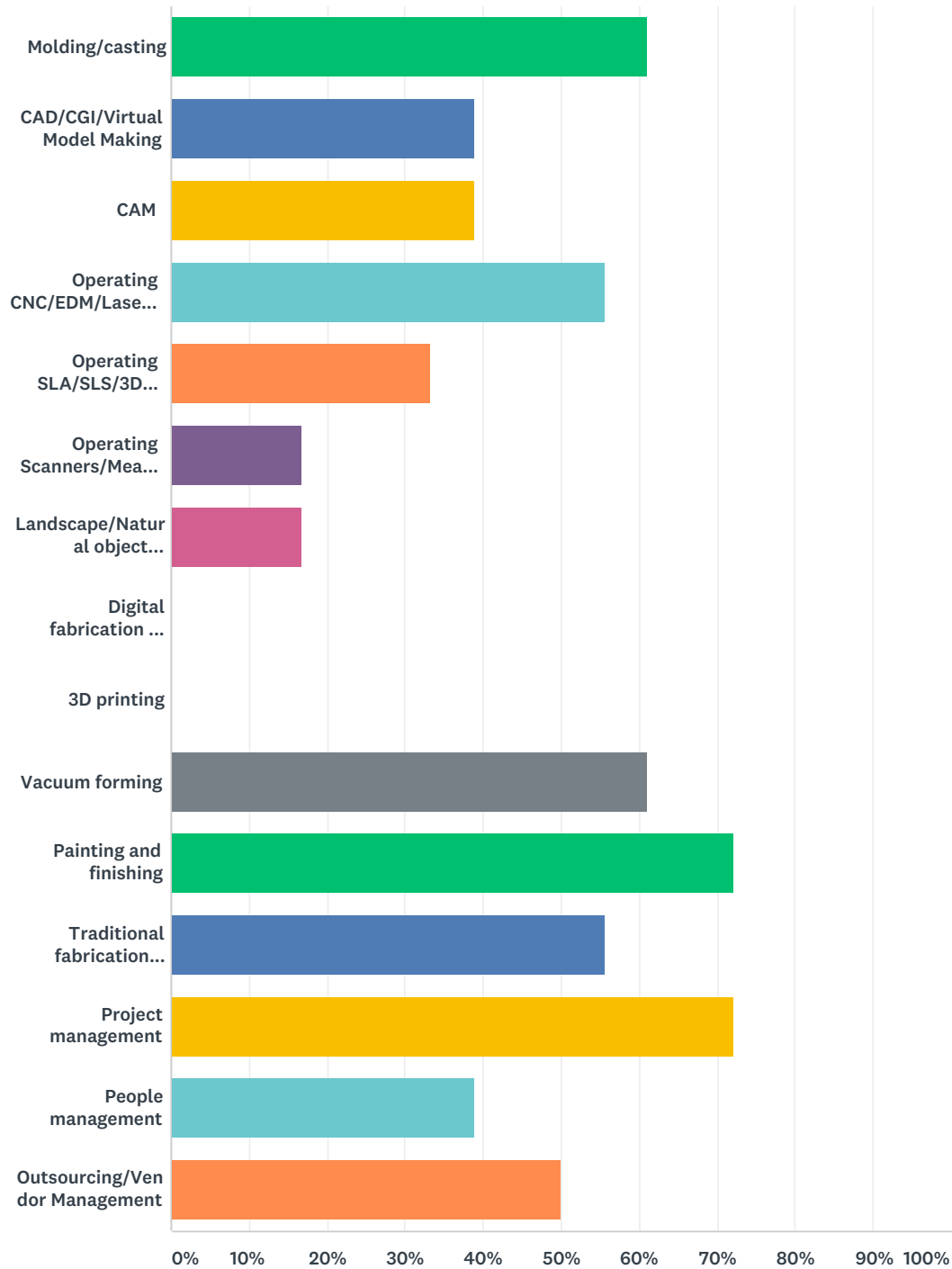
Answered: 18 Skipped: 0



ANSWER CHOICES	RESPONSES	
Model Making	27.78%	5
Industrial Technology	0.00%	0
Architecture	11.11%	2
Art/Design	11.11%	2
Industrial Design	5.56%	1
Engineering	27.78%	5
Science	0.00%	0
Liberal Arts	5.56%	1
Other (please specify)	11.11%	2
TOTAL		18

Q8 Mark any capabilities, responsibilities and skills you may use in your current position.

Answered: 18 Skipped: 0

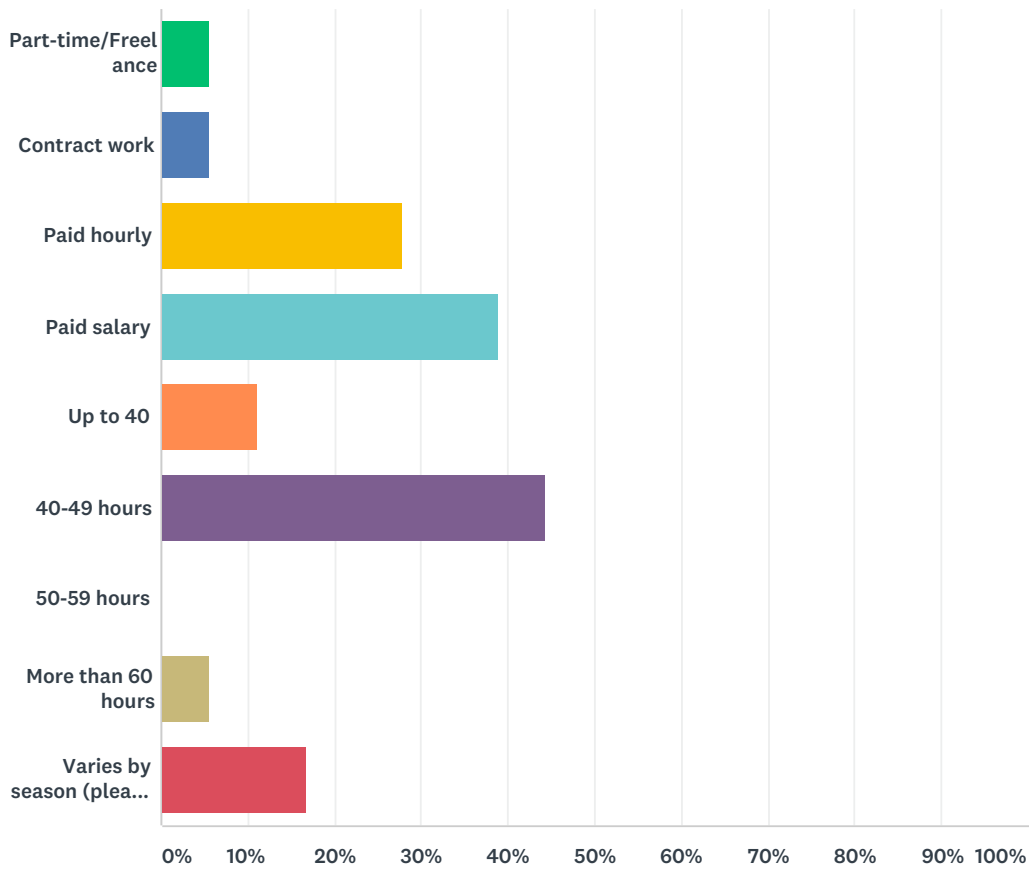


ANSWER CHOICES	RESPONSES	
Molding/casting	61.11%	11
CAD/CGI/Virtual Model Making	38.89%	7

CAM	38.89%	7
Operating CNC/EDM/Laser equipment	55.56%	10
Operating SLA/SLS/3D Printing equipment	33.33%	6
Operating Scanners/Measuring equipment	16.67%	3
Landscape/Natural object simulation	16.67%	3
Digital fabrication (3D routing, laser cutting/engraving)	0.00%	0
3D printing	0.00%	0
Vacuum forming	61.11%	11
Painting and finishing	72.22%	13
Traditional fabrication (manual wood/metal/ceramics/other -working)	55.56%	10
Project management	72.22%	13
People management	38.89%	7
Outsourcing/Vendor Management	50.00%	9
Total Respondents: 18		

Q9 What is your employment status, AND how many hours do you work, on average, each week? (select status AND number of hours worked)

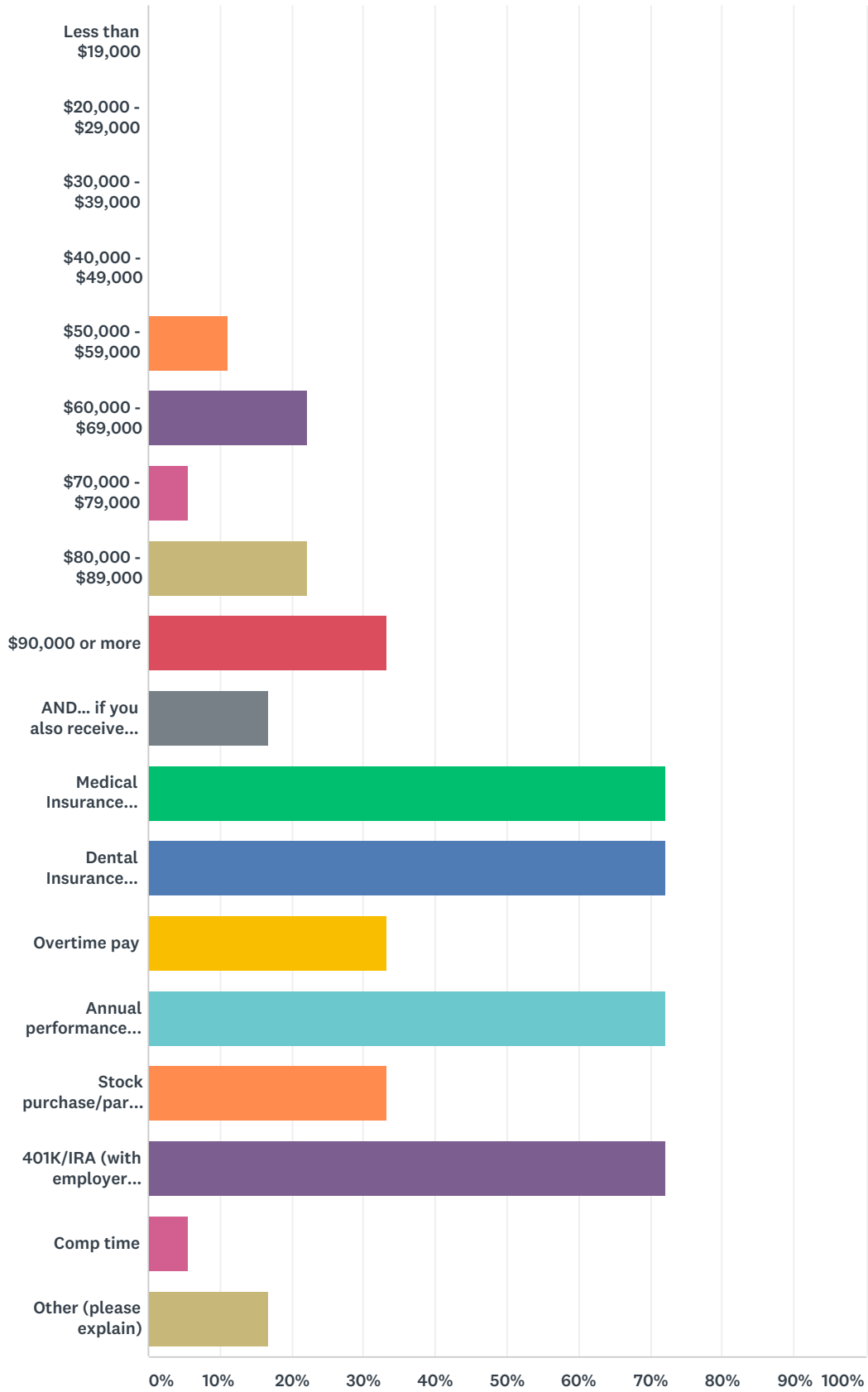
Answered: 18 Skipped: 0



ANSWER CHOICES	RESPONSES	
Part-time/Freelance	5.56%	1
Contract work	5.56%	1
Paid hourly	27.78%	5
Paid salary	38.89%	7
Up to 40	11.11%	2
40-49 hours	44.44%	8
50-59 hours	0.00%	0
More than 60 hours	5.56%	1
Varies by season (please explain)	16.67%	3
Total Respondents: 18		

Q10 What is your Annual Salary AND do you receive any Extra Compensation?

Answered: 18 Skipped: 0



ANSWER CHOICES	RESPONSES
Less than \$19,000	0.00% 0

APMM Total Compensation Survey - US Northwest

SurveyMonkey

\$20,000 - \$29,000	0.00%	0
\$30,000 - \$39,000	0.00%	0
\$40,000 - \$49,000	0.00%	0
\$50,000 - \$59,000	11.11%	2
\$60,000 - \$69,000	22.22%	4
\$70,000 - \$79,000	5.56%	1
\$80,000 - \$89,000	22.22%	4
\$90,000 or more	33.33%	6
AND... if you also receive Extra Compensation, select from choices below:	16.67%	3
Medical Insurance coverage (contribution from employer)	72.22%	13
Dental Insurance coverage (contribution from employer)	72.22%	13
Overtime pay	33.33%	6
Annual performance bonus/Profit sharing	72.22%	13
Stock purchase/participation	33.33%	6
401K/IRA (with employer contribution)	72.22%	13
Comp time	5.56%	1
Other (please explain)	16.67%	3
Total Respondents: 18		