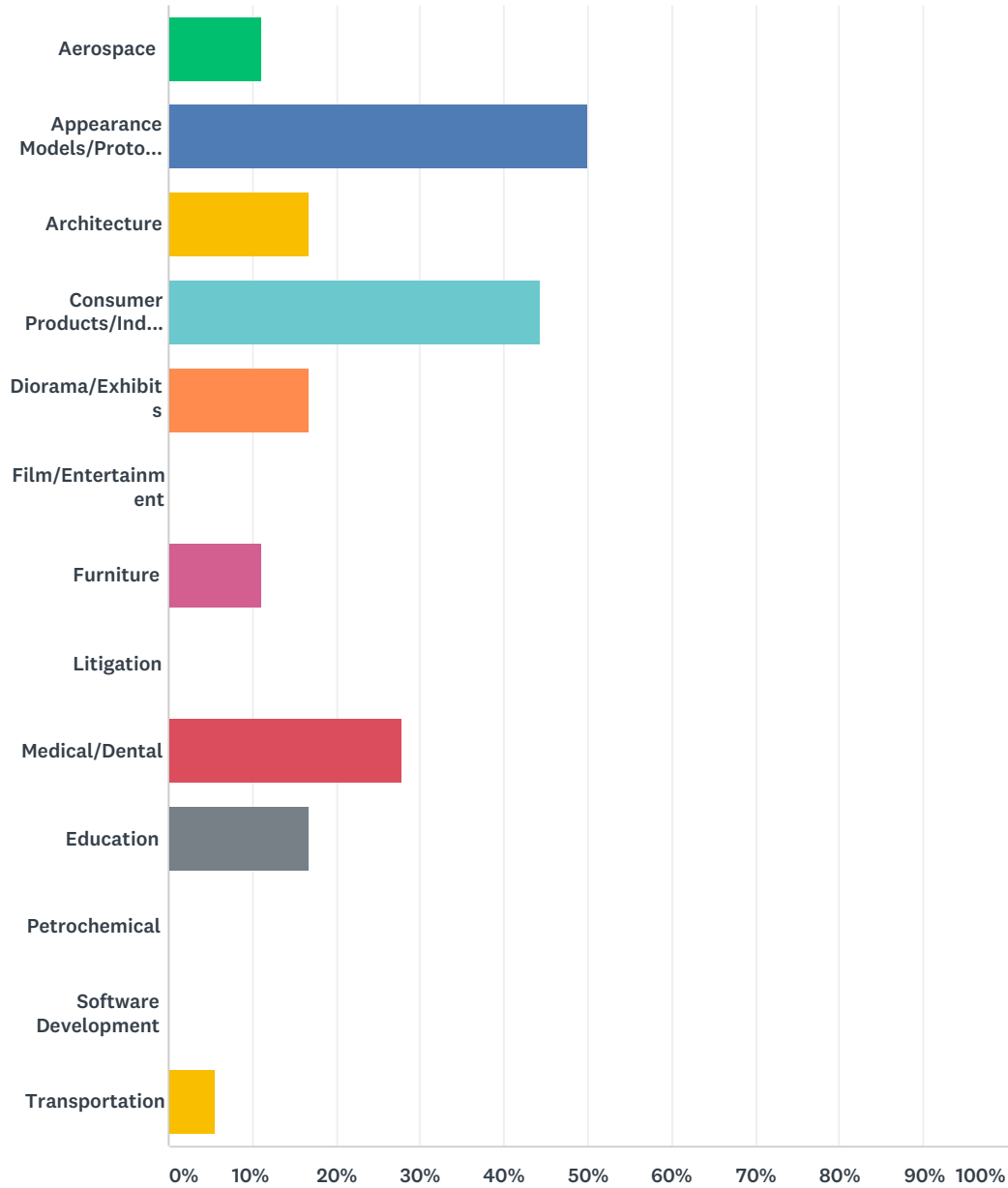


# Q1 Business Sector (select up to three) AND Number of Employees

Answered: 18 Skipped: 0

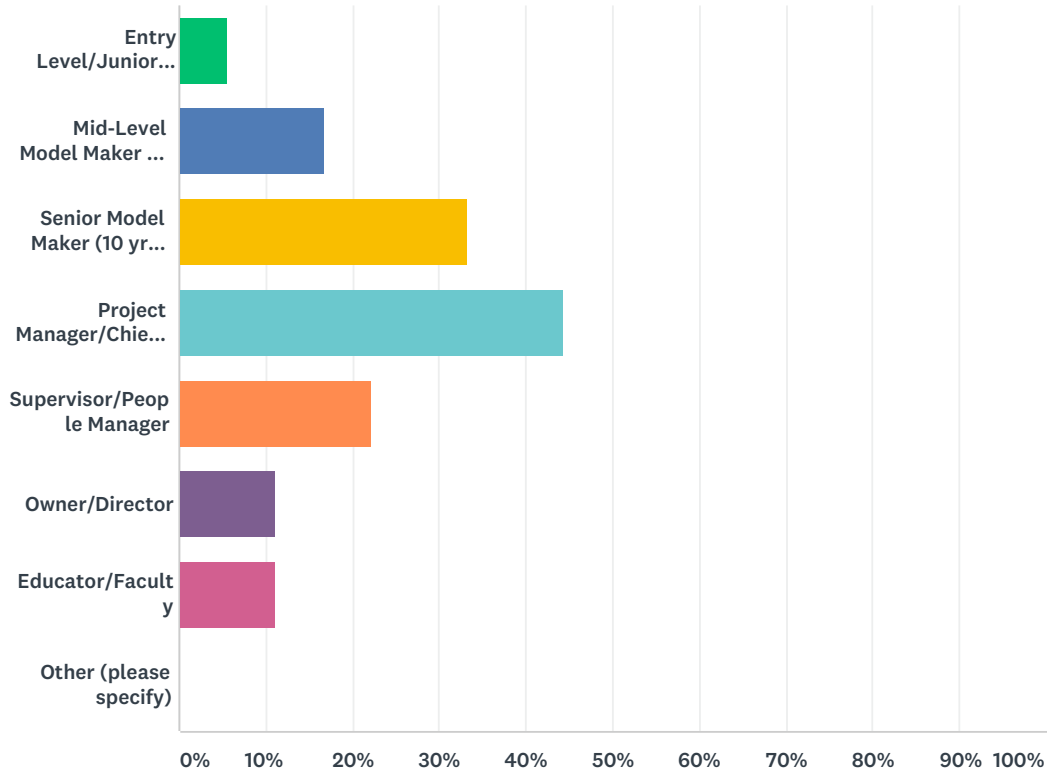


ANSWER CHOICES	RESPONSES	
Aerospace	11.11%	2
Appearance Models/Prototypes	50.00%	9
Architecture	16.67%	3
Consumer Products/Industrial Design	44.44%	8
Diorama/Exhibits	16.67%	3
Film/Entertainment	0.00%	0

Furniture	11.11%	2
Litigation	0.00%	0
Medical/Dental	27.78%	5
Education	16.67%	3
Petrochemical	0.00%	0
Software Development	0.00%	0
Transportation	5.56%	1
Total Respondents: 18		

## Q2 Job Title (or Level)

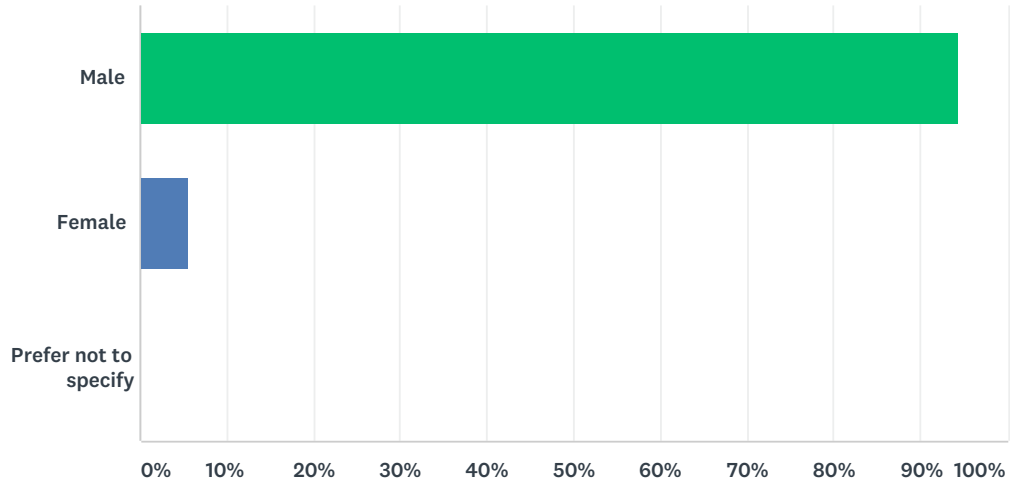
Answered: 18 Skipped: 0



ANSWER CHOICES	RESPONSES	
Entry Level/Junior Model Maker	5.56%	1
Mid-Level Model Maker (5 yrs +)	16.67%	3
Senior Model Maker (10 yrs +)	33.33%	6
Project Manager/Chief Model Maker	44.44%	8
Supervisor/People Manager	22.22%	4
Owner/Director	11.11%	2
Educator/Faculty	11.11%	2
Other (please specify)	0.00%	0
Total Respondents: 18		

### Q3 Gender

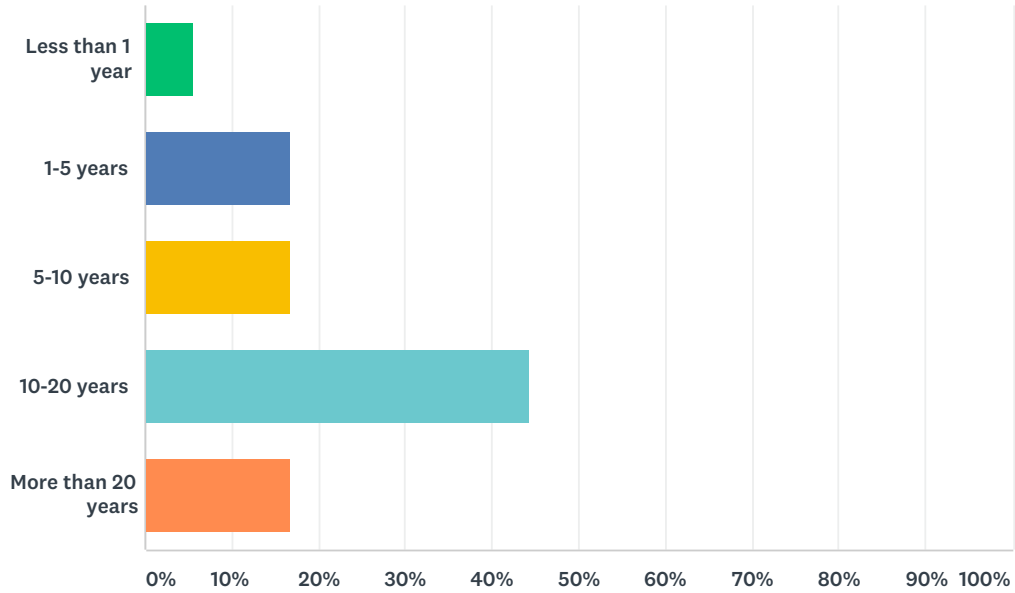
Answered: 18 Skipped: 0



ANSWER CHOICES	RESPONSES	
Male	94.44%	17
Female	5.56%	1
Prefer not to specify	0.00%	0
<b>TOTAL</b>		<b>18</b>

### Q4 How long have you been with your current employer?

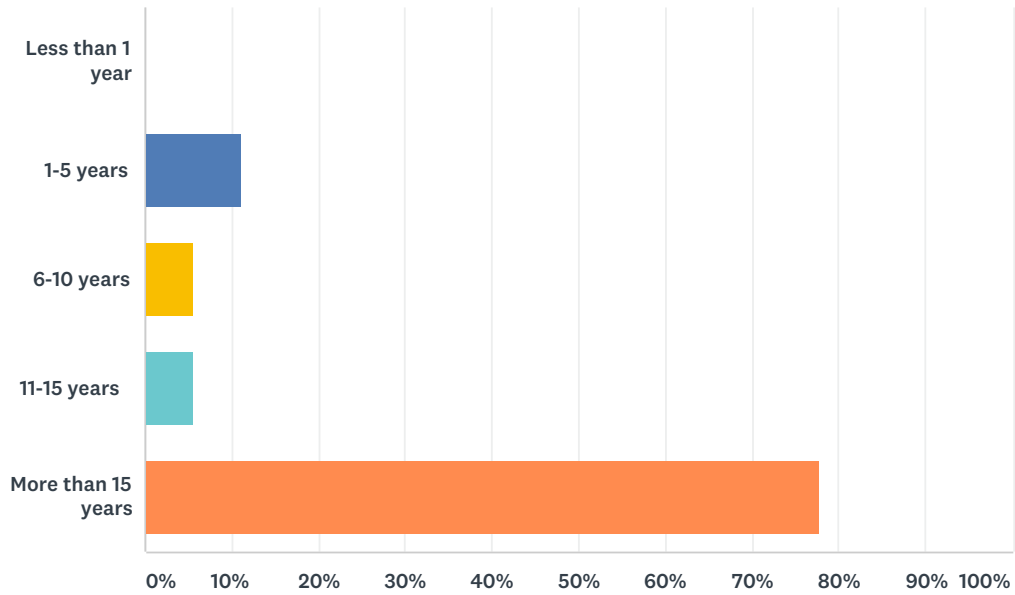
Answered: 18 Skipped: 0



ANSWER CHOICES	RESPONSES	
Less than 1 year	5.56%	1
1-5 years	16.67%	3
5-10 years	16.67%	3
10-20 years	44.44%	8
More than 20 years	16.67%	3
<b>TOTAL</b>		<b>18</b>

### Q5 How long have you worked as a Model Maker?

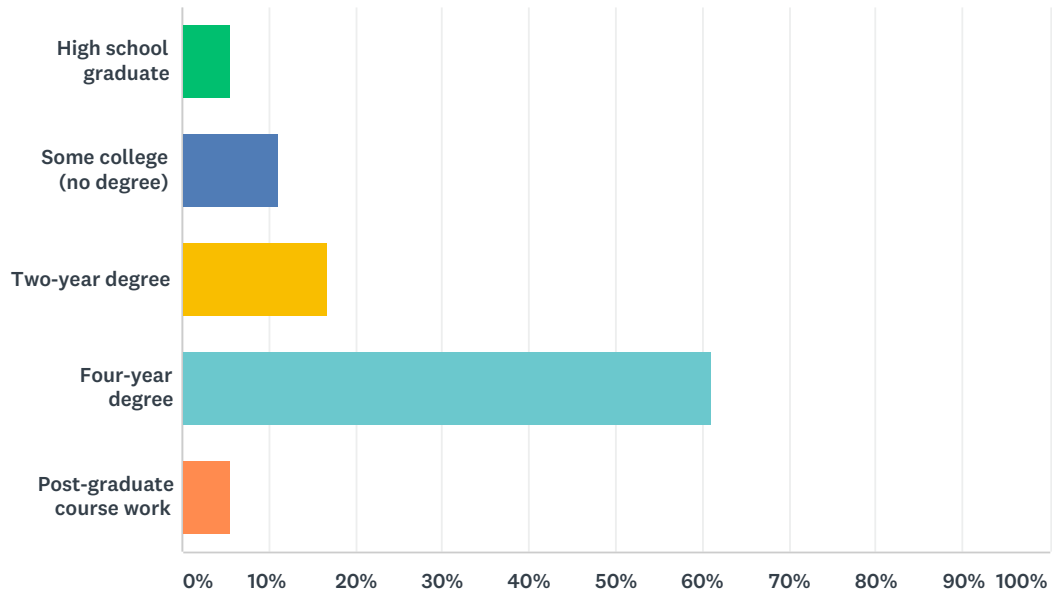
Answered: 18 Skipped: 0



ANSWER CHOICES	RESPONSES
Less than 1 year	0.00% 0
1-5 years	11.11% 2
6-10 years	5.56% 1
11-15 years	5.56% 1
More than 15 years	77.78% 14
<b>TOTAL</b>	<b>18</b>

### Q6 What is the highest level of formal education you've completed?

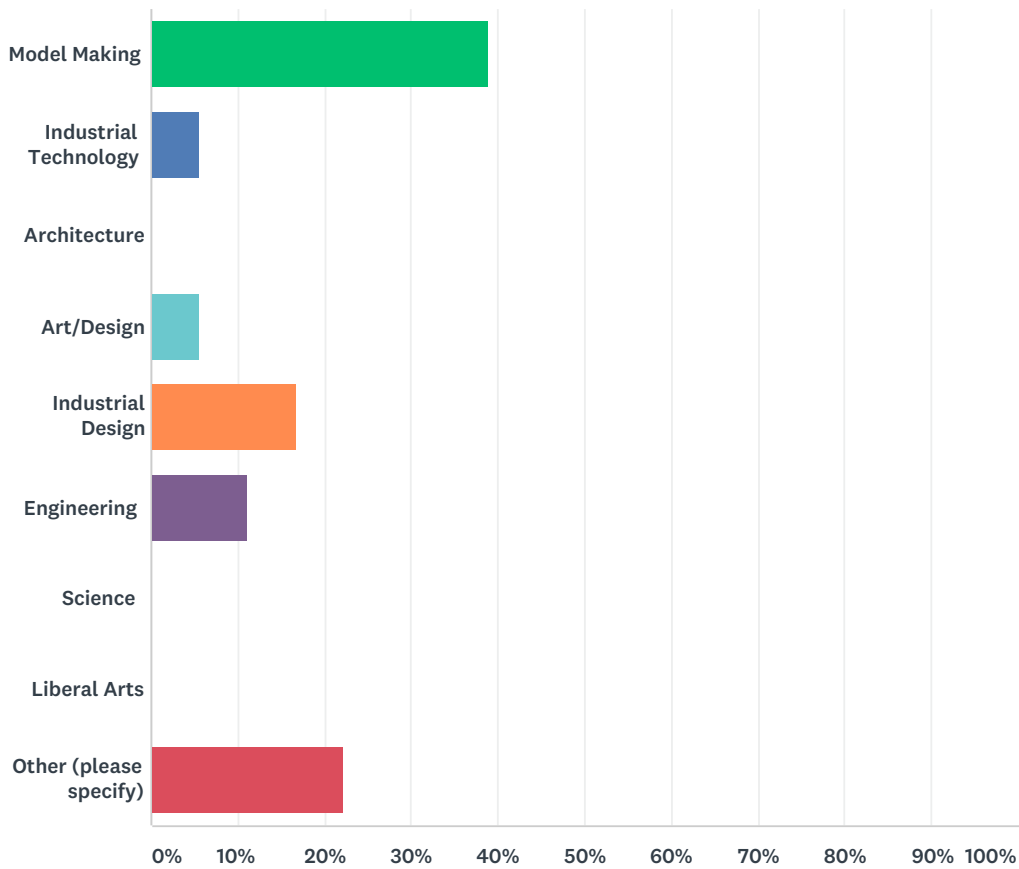
Answered: 18 Skipped: 0



ANSWER CHOICES	RESPONSES	
High school graduate	5.56%	1
Some college (no degree)	11.11%	2
Two-year degree	16.67%	3
Four-year degree	61.11%	11
Post-graduate course work	5.56%	1
<b>TOTAL</b>		<b>18</b>

### Q7 Which of the following best describes the field in which you received your highest degree/training?

Answered: 18 Skipped: 0

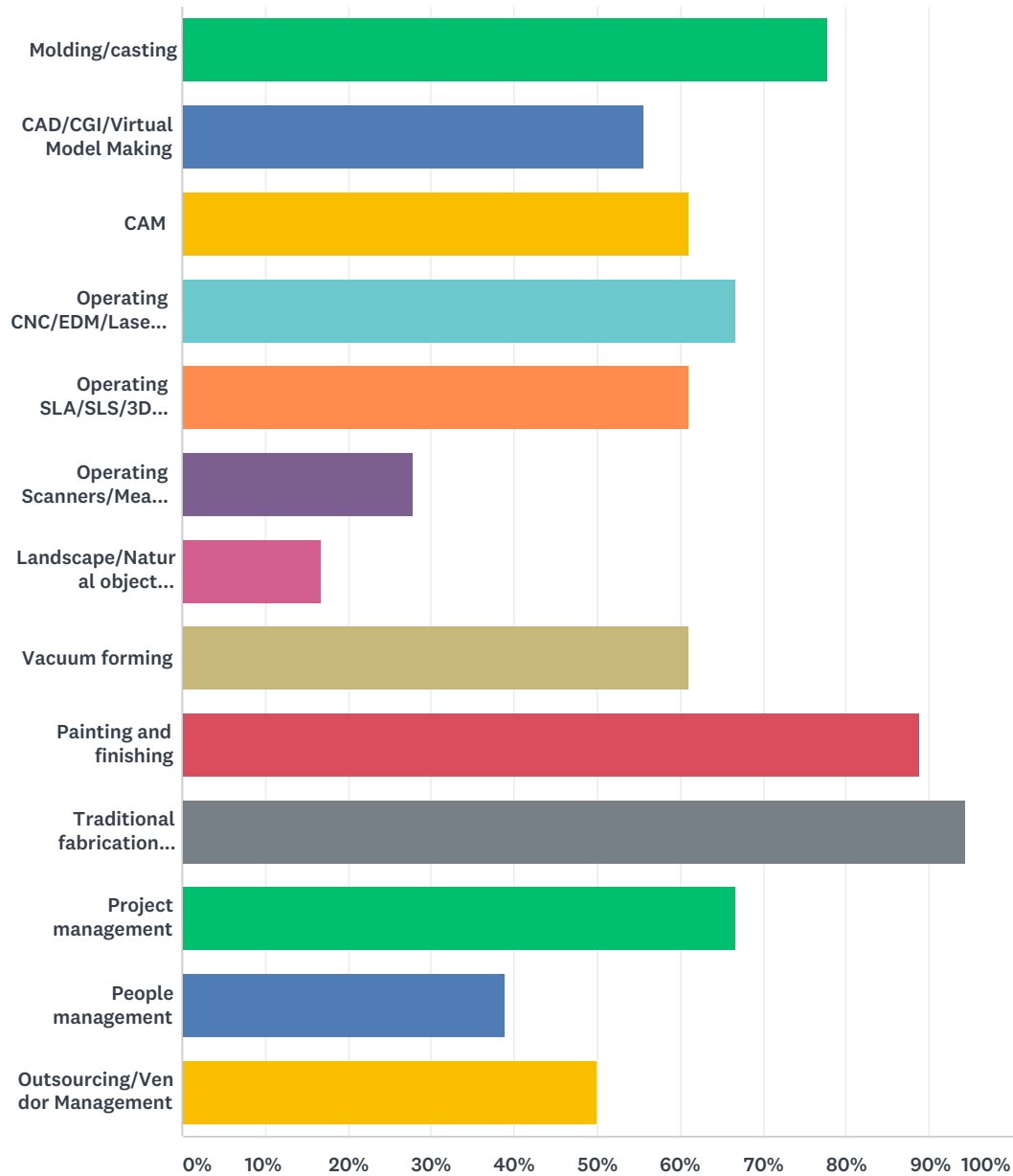


ANSWER CHOICES	RESPONSES	
Model Making	38.89%	7
Industrial Technology	5.56%	1
Architecture	0.00%	0
Art/Design	5.56%	1
Industrial Design	16.67%	3
Engineering	11.11%	2
Science	0.00%	0
Liberal Arts	0.00%	0
Other (please specify)	22.22%	4
<b>TOTAL</b>		<b>18</b>



## Q8 Mark any capabilities, responsibilities and skills you may use in your current position.

Answered: 18 Skipped: 0

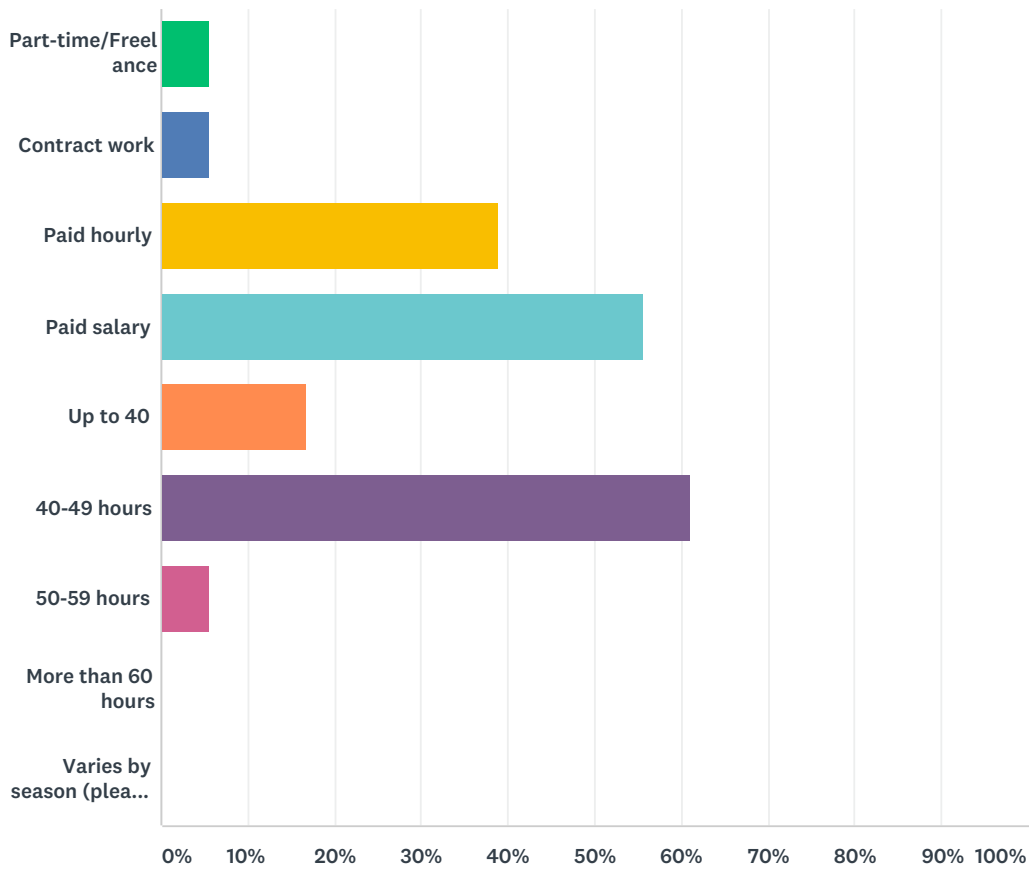


ANSWER CHOICES	RESPONSES
Molding/casting	77.78% 14
CAD/CGI/Virtual Model Making	55.56% 10
CAM	61.11% 11
Operating CNC/EDM/Laser equipment	66.67% 12
Operating SLA/SLS/3D Printing equipment	61.11% 11

Operating Scanners/Measuring equipment	27.78%	5
Landscape/Natural object simulation	16.67%	3
Vacuum forming	61.11%	11
Painting and finishing	88.89%	16
Traditional fabrication (manual wood/metal/ceramics/other -working)	94.44%	17
Project management	66.67%	12
People management	38.89%	7
Outsourcing/Vendor Management	50.00%	9
Total Respondents: 18		

### Q9 What is your employment status, AND how many hours do you work, on average, each week? (select status AND number of hours worked)

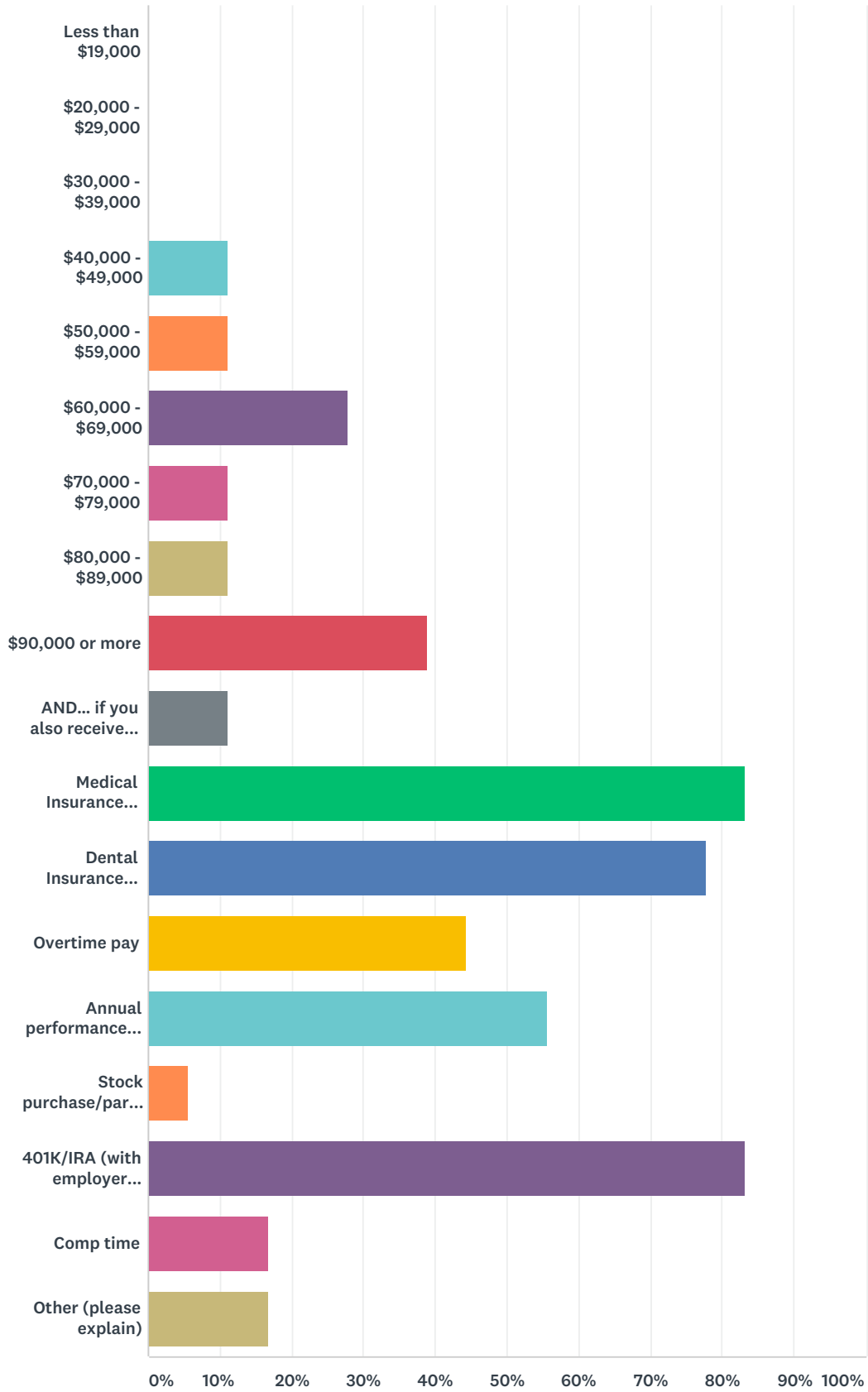
Answered: 18 Skipped: 0



ANSWER CHOICES	RESPONSES	
Part-time/Freelance	5.56%	1
Contract work	5.56%	1
Paid hourly	38.89%	7
Paid salary	55.56%	10
Up to 40	16.67%	3
40-49 hours	61.11%	11
50-59 hours	5.56%	1
More than 60 hours	0.00%	0
Varies by season (please explain)	0.00%	0
Total Respondents: 18		

## Q10 What is your Annual Salary AND do you receive any Extra Compensation?

Answered: 18 Skipped: 0



ANSWER CHOICES	RESPONSES
Less than \$19,000	0.00% 0

APMM Total Compensation Survey - US Northeast

SurveyMonkey

\$20,000 - \$29,000	0.00%	0
\$30,000 - \$39,000	0.00%	0
\$40,000 - \$49,000	11.11%	2
\$50,000 - \$59,000	11.11%	2
\$60,000 - \$69,000	27.78%	5
\$70,000 - \$79,000	11.11%	2
\$80,000 - \$89,000	11.11%	2
\$90,000 or more	38.89%	7
AND... if you also receive Extra Compensation, select from choices below:	11.11%	2
Medical Insurance coverage (contribution from employer)	83.33%	15
Dental Insurance coverage (contribution from employer)	77.78%	14
Overtime pay	44.44%	8
Annual performance bonus/Profit sharing	55.56%	10
Stock purchase/participation	5.56%	1
401K/IRA (with employer contribution)	83.33%	15
Comp time	16.67%	3
Other (please explain)	16.67%	3
Total Respondents: 18		