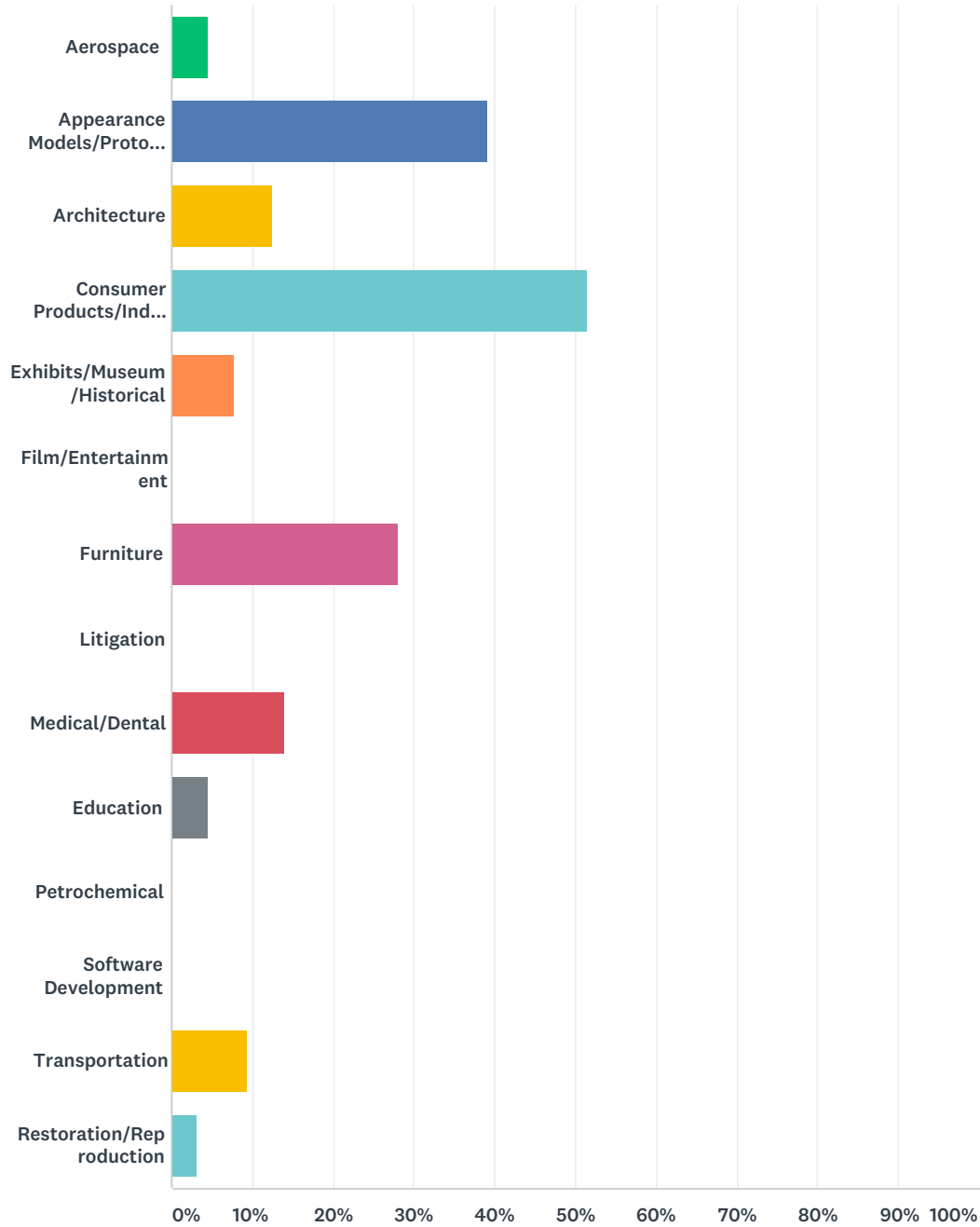


# Q1 Business Sector (select up to three) AND Number of Employees

Answered: 64 Skipped: 0

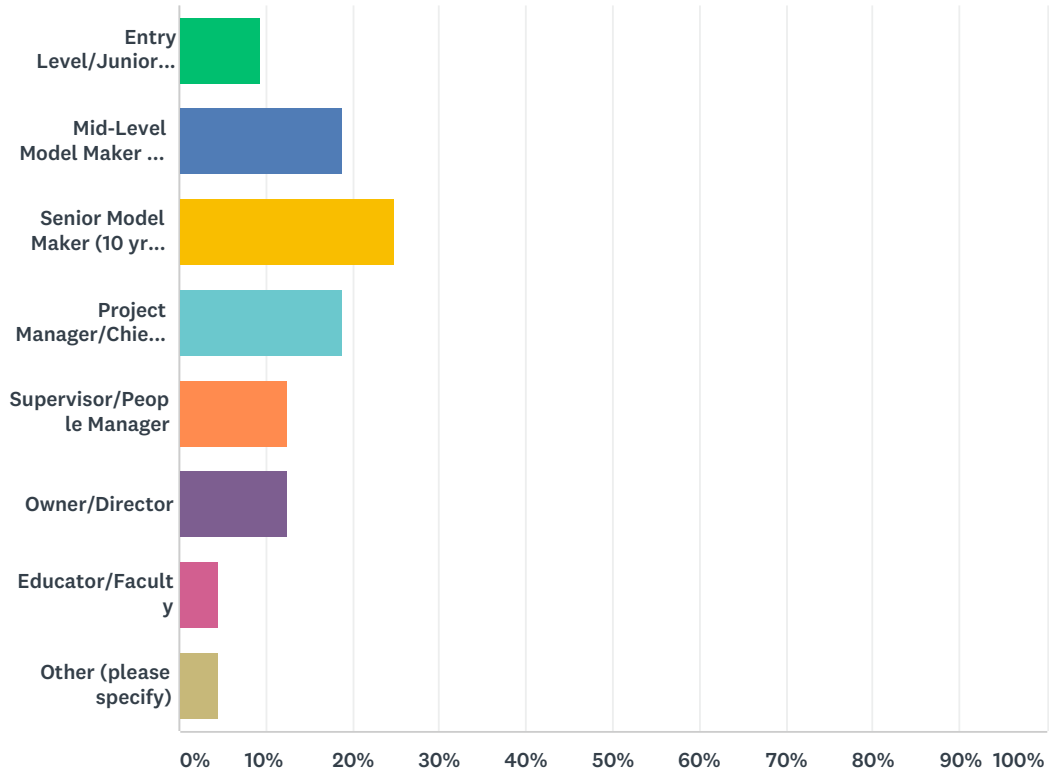


ANSWER CHOICES	RESPONSES
Aerospace	4.69% 3
Appearance Models/Prototypes	39.06% 25
Architecture	12.50% 8
Consumer Products/Industrial Design	51.56% 33
Exhibits/Museum/Historical	7.81% 5

Film/Entertainment	0.00%	0
Furniture	28.13%	18
Litigation	0.00%	0
Medical/Dental	14.06%	9
Education	4.69%	3
Petrochemical	0.00%	0
Software Development	0.00%	0
Transportation	9.38%	6
Restoration/Reproduction	3.13%	2
Total Respondents: 64		

## Q2 Job Title (or Level)

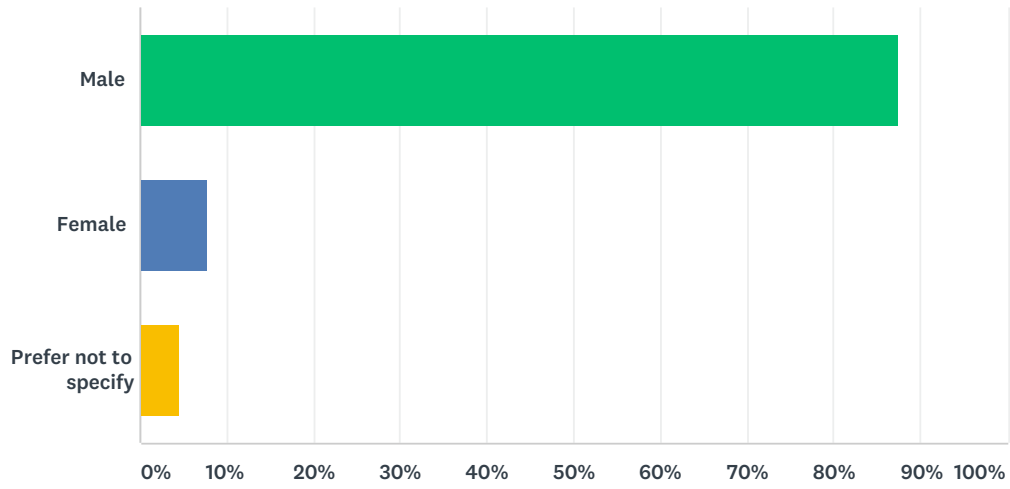
Answered: 64 Skipped: 0



ANSWER CHOICES	RESPONSES	
Entry Level/Junior Model Maker	9.38%	6
Mid-Level Model Maker (5 yrs +)	18.75%	12
Senior Model Maker (10 yrs +)	25.00%	16
Project Manager/Chief Model Maker	18.75%	12
Supervisor/People Manager	12.50%	8
Owner/Director	12.50%	8
Educator/Faculty	4.69%	3
Other (please specify)	4.69%	3
Total Respondents: 64		

### Q3 Gender

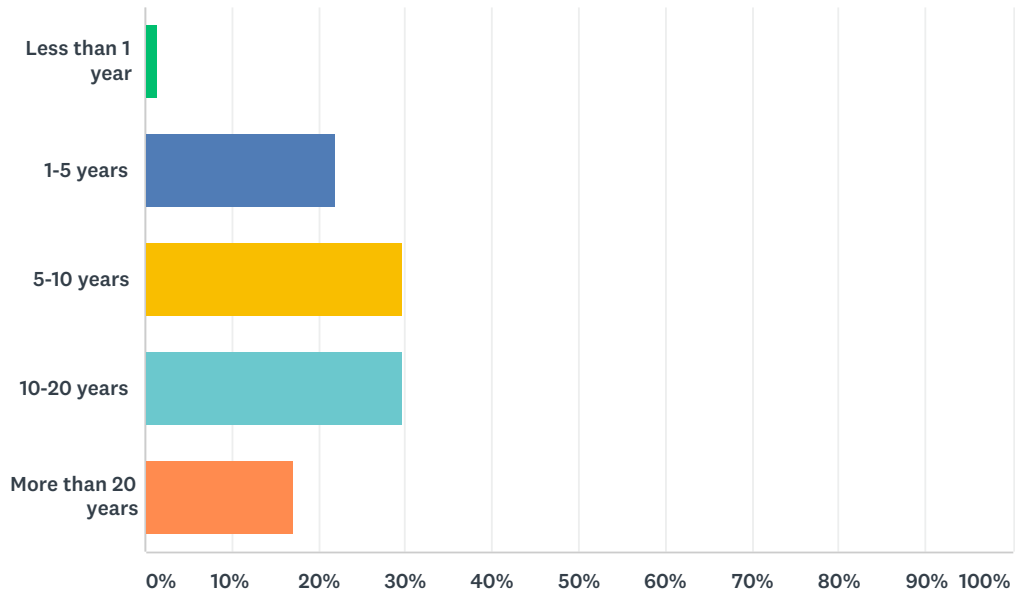
Answered: 64 Skipped: 0



ANSWER CHOICES	RESPONSES	
Male	87.50%	56
Female	7.81%	5
Prefer not to specify	4.69%	3
TOTAL		64

### Q4 How long have you been with your current employer?

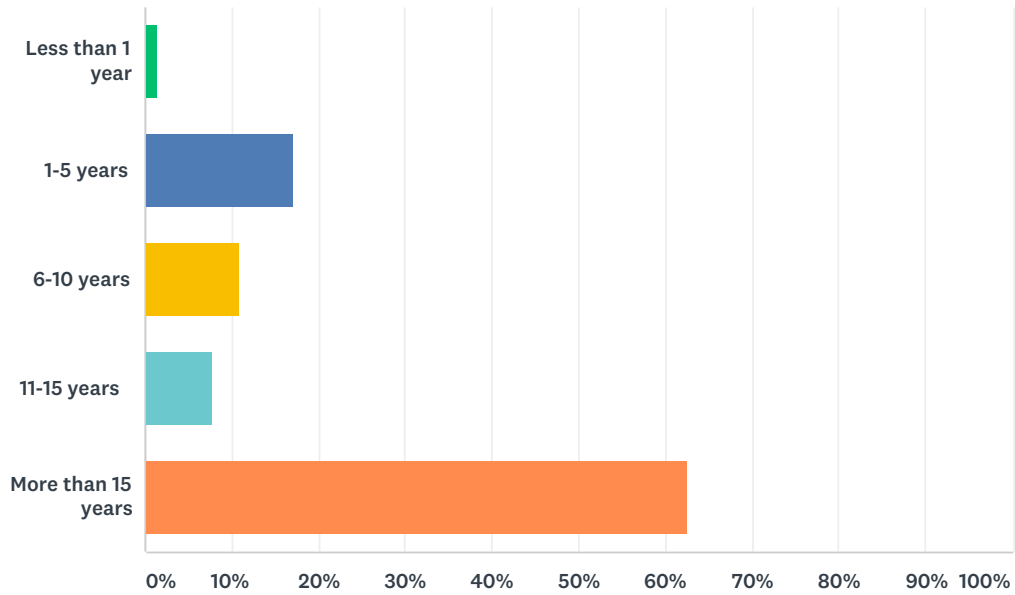
Answered: 64 Skipped: 0



ANSWER CHOICES	RESPONSES
Less than 1 year	1.56% 1
1-5 years	21.88% 14
5-10 years	29.69% 19
10-20 years	29.69% 19
More than 20 years	17.19% 11
<b>TOTAL</b>	<b>64</b>

### Q5 How long have you worked as a Model Maker?

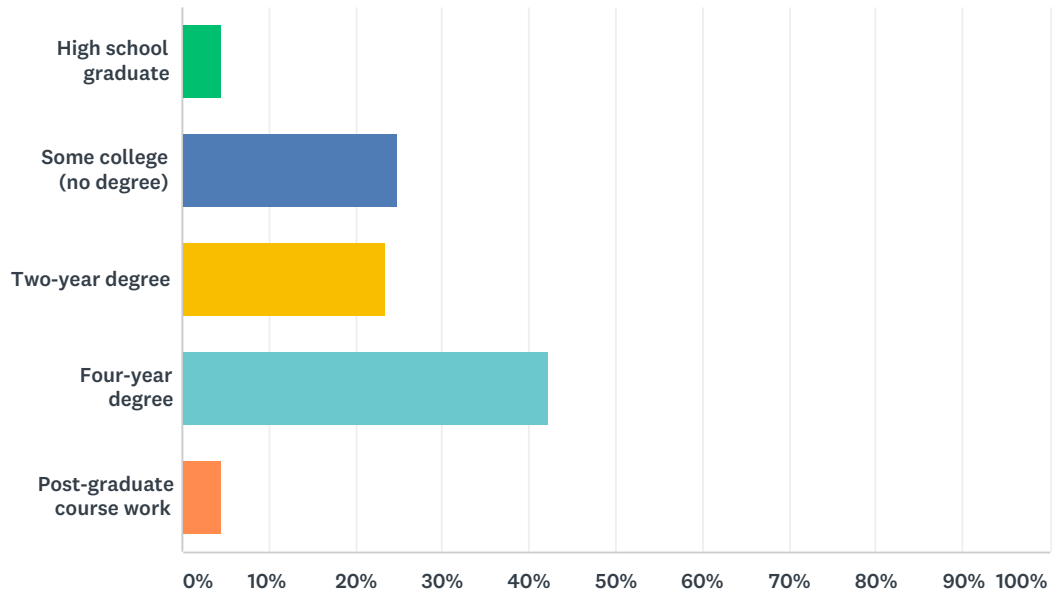
Answered: 64 Skipped: 0



ANSWER CHOICES	RESPONSES	
Less than 1 year	1.56%	1
1-5 years	17.19%	11
6-10 years	10.94%	7
11-15 years	7.81%	5
More than 15 years	62.50%	40
<b>TOTAL</b>		<b>64</b>

### Q6 What is the highest level of formal education you've completed?

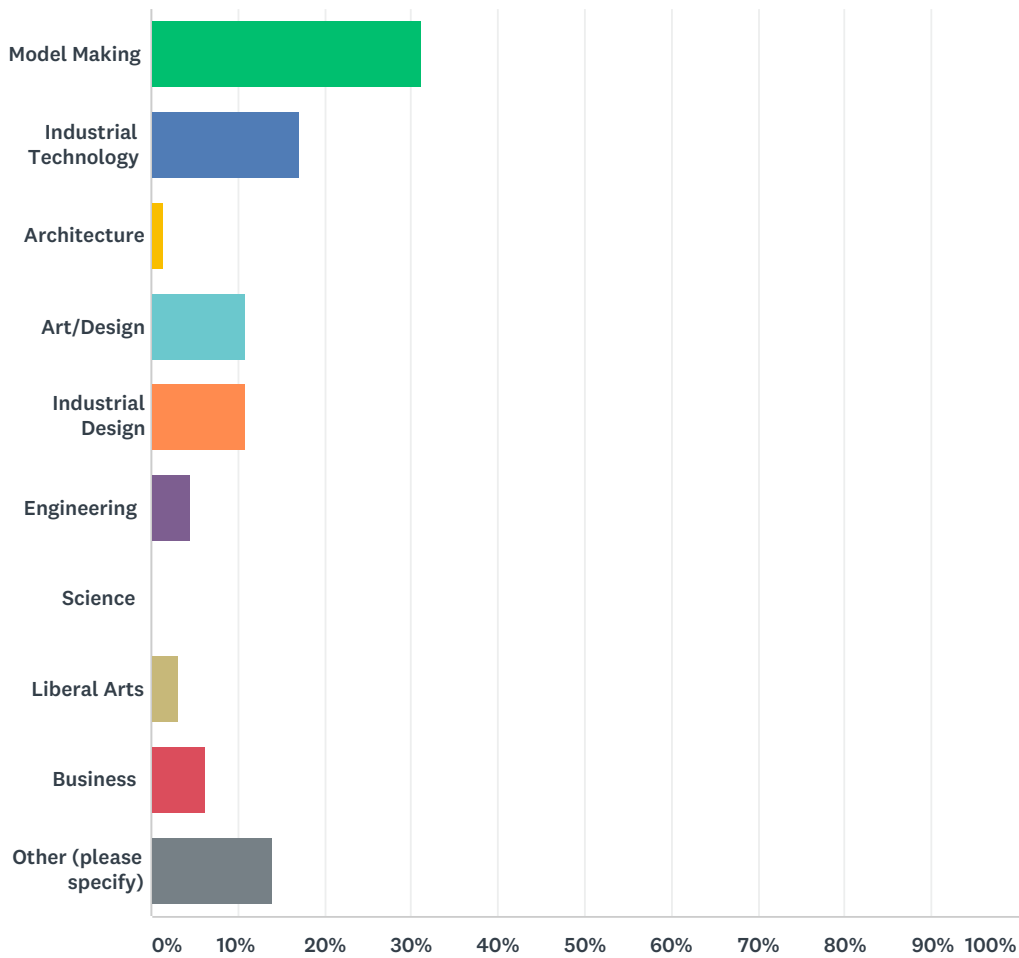
Answered: 64 Skipped: 0



ANSWER CHOICES	RESPONSES	
High school graduate	4.69%	3
Some college (no degree)	25.00%	16
Two-year degree	23.44%	15
Four-year degree	42.19%	27
Post-graduate course work	4.69%	3
<b>TOTAL</b>		<b>64</b>

### Q7 Which of the following best describes the field in which you received your highest degree/training?

Answered: 64 Skipped: 0



ANSWER CHOICES	RESPONSES	
Model Making	31.25%	20
Industrial Technology	17.19%	11
Architecture	1.56%	1
Art/Design	10.94%	7
Industrial Design	10.94%	7
Engineering	4.69%	3
Science	0.00%	0
Liberal Arts	3.13%	2
Business	6.25%	4
Other (please specify)	14.06%	9

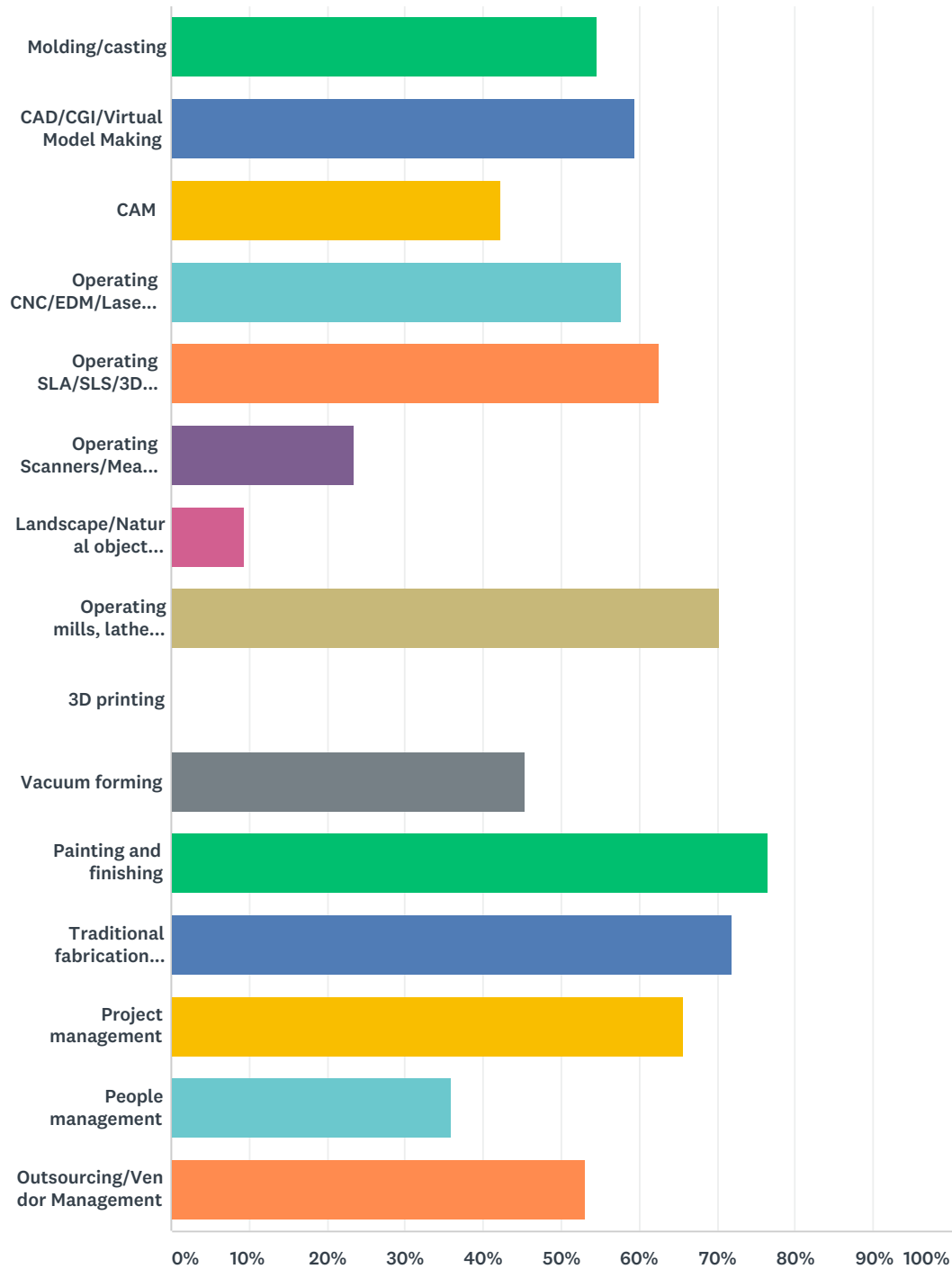


TOTAL

64

## Q8 Mark any capabilities, responsibilities and skills you may use in your current position.

Answered: 64 Skipped: 0

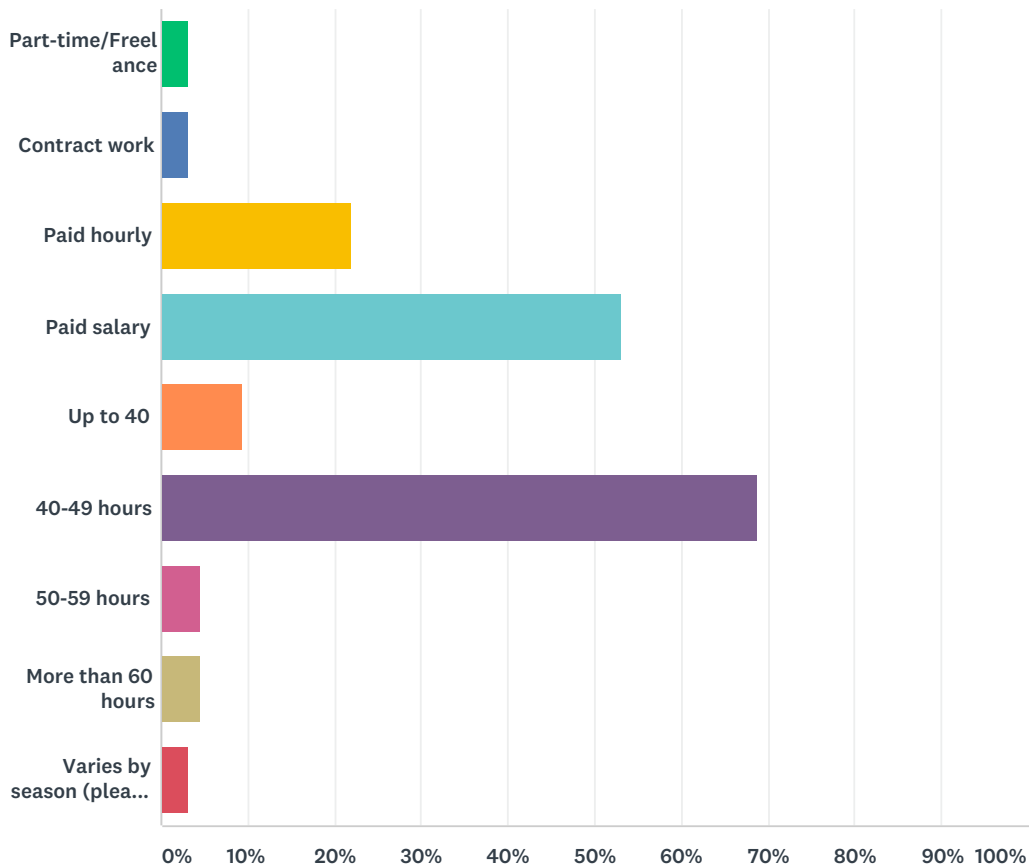


ANSWER CHOICES	RESPONSES
Molding/casting	54.69% 35
CAD/CGI/Virtual Model Making	59.38% 38

CAM	42.19%	27
Operating CNC/EDM/Laser equipment	57.81%	37
Operating SLA/SLS/3D Printing equipment	62.50%	40
Operating Scanners/Measuring equipment	23.44%	15
Landscape/Natural object simulation	9.38%	6
Operating mills, lathes, and other machine tools	70.31%	45
3D printing	0.00%	0
Vacuum forming	45.31%	29
Painting and finishing	76.56%	49
Traditional fabrication (manual wood/metal/ceramics/other -working)	71.88%	46
Project management	65.63%	42
People management	35.94%	23
Outsourcing/Vendor Management	53.13%	34
Total Respondents: 64		

### Q9 What is your employment status, AND how many hours do you work, on average, each week? (select status AND number of hours worked)

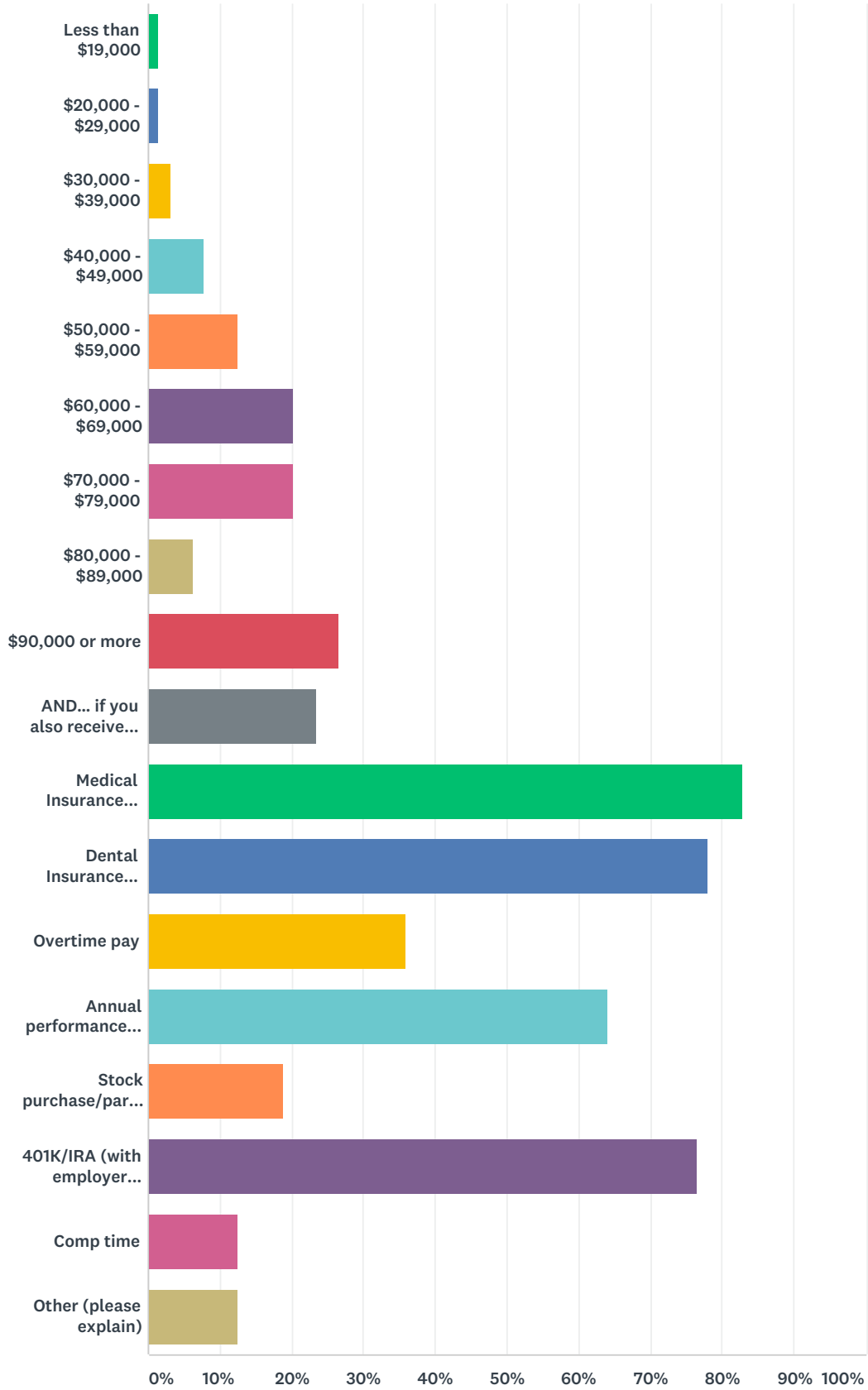
Answered: 64 Skipped: 0



ANSWER CHOICES	RESPONSES	
Part-time/Freelance	3.13%	2
Contract work	3.13%	2
Paid hourly	21.88%	14
Paid salary	53.13%	34
Up to 40	9.38%	6
40-49 hours	68.75%	44
50-59 hours	4.69%	3
More than 60 hours	4.69%	3
Varies by season (please explain)	3.13%	2
Total Respondents: 64		

## Q10 What is your Annual Salary and do you receive any Extra Compensation?

Answered: 64 Skipped: 0



ANSWER CHOICES	RESPONSES
Less than \$19,000	1.56% 1

APMM Total Compensation Survey - US Midwest (North, Central or South)

SurveyMonkey

\$20,000 - \$29,000	1.56%	1
\$30,000 - \$39,000	3.13%	2
\$40,000 - \$49,000	7.81%	5
\$50,000 - \$59,000	12.50%	8
\$60,000 - \$69,000	20.31%	13
\$70,000 - \$79,000	20.31%	13
\$80,000 - \$89,000	6.25%	4
\$90,000 or more	26.56%	17
AND... if you also receive Extra Compensation, select from choices below:	23.44%	15
Medical Insurance coverage (contribution from employer)	82.81%	53
Dental Insurance coverage (contribution from employer)	78.13%	50
Overtime pay	35.94%	23
Annual performance bonus/Profit sharing	64.06%	41
Stock purchase/participation	18.75%	12
401K/IRA (with employer contribution)	76.56%	49
Comp time	12.50%	8
Other (please explain)	12.50%	8
Total Respondents: 64		