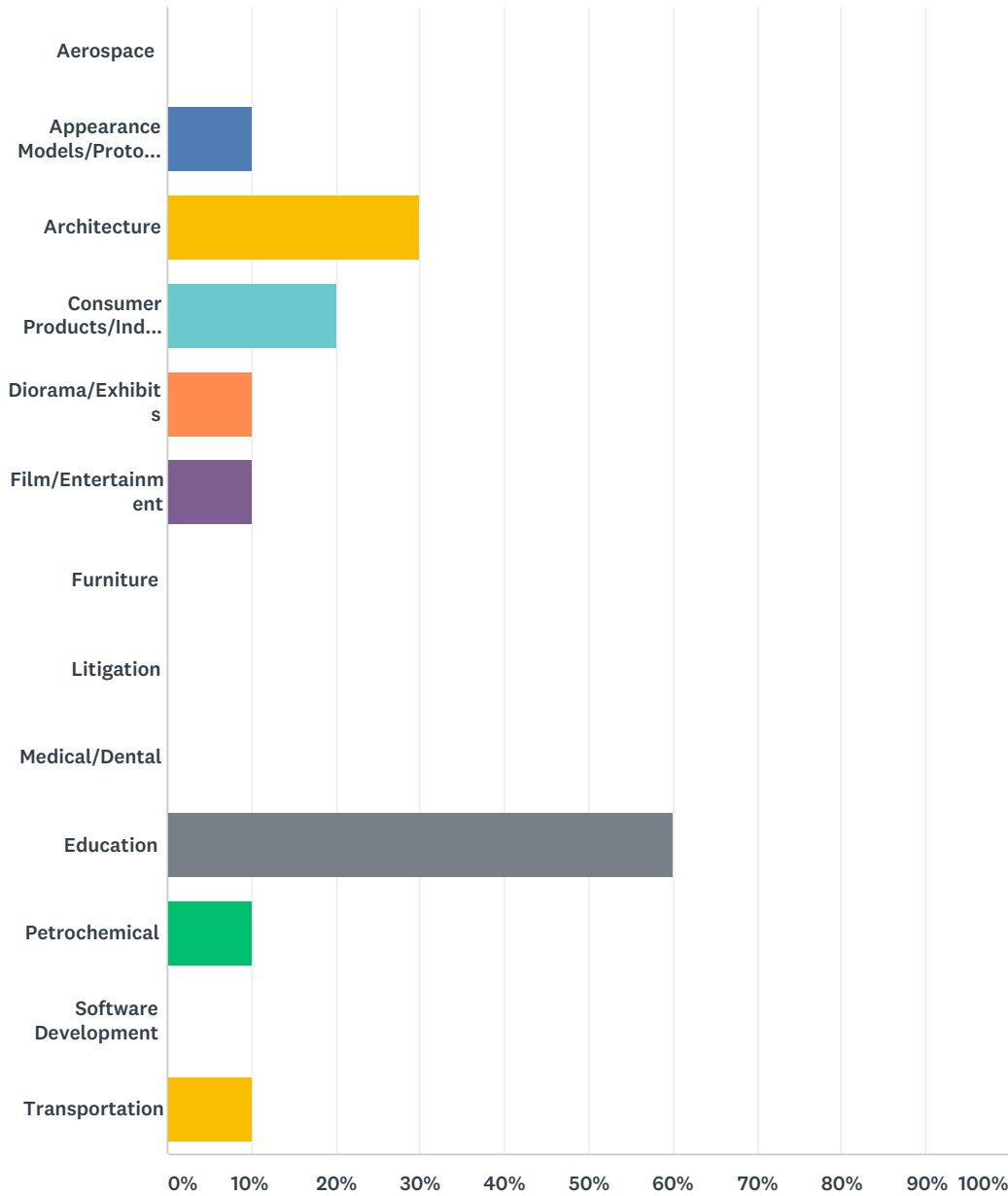


Q1 Business Sector (select up to three) AND Number of Employees

Answered: 10 Skipped: 0

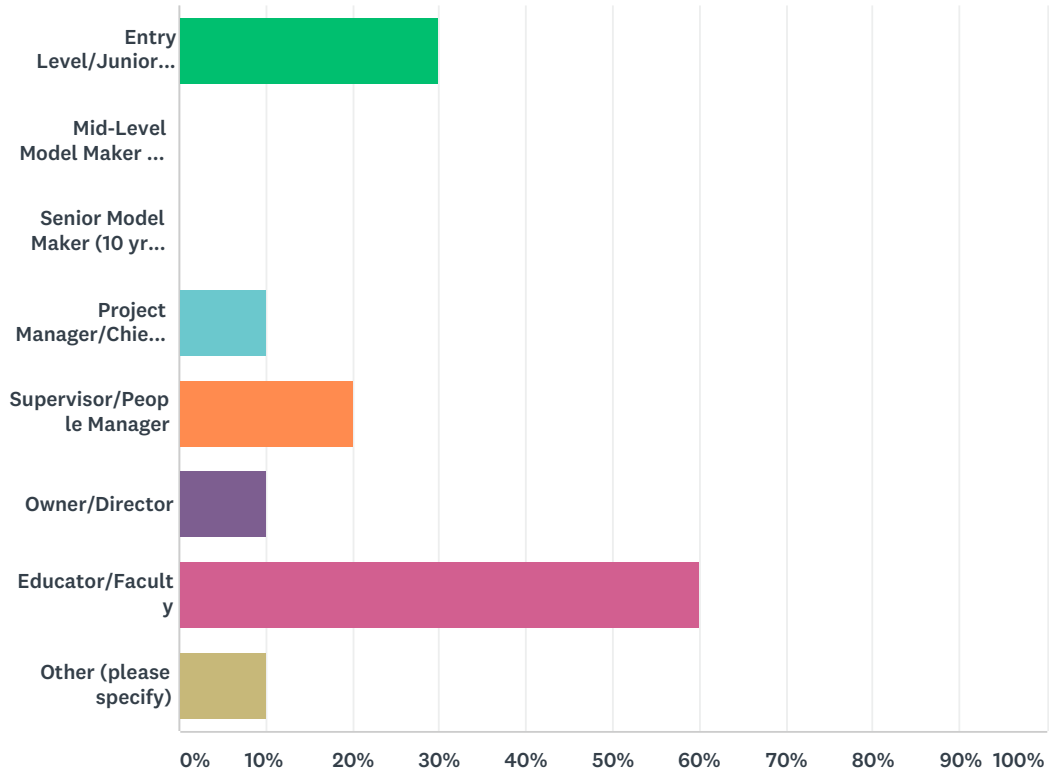


ANSWER CHOICES	RESPONSES	
Aerospace	0.00%	0
Appearance Models/Prototypes	10.00%	1
Architecture	30.00%	3
Consumer Products/Industrial Design	20.00%	2
Diorama/Exhibits	10.00%	1
Film/Entertainment	10.00%	1

Furniture	0.00%	0
Litigation	0.00%	0
Medical/Dental	0.00%	0
Education	60.00%	6
Petrochemical	10.00%	1
Software Development	0.00%	0
Transportation	10.00%	1
Total Respondents: 10		

Q2 Job Title (or Level)

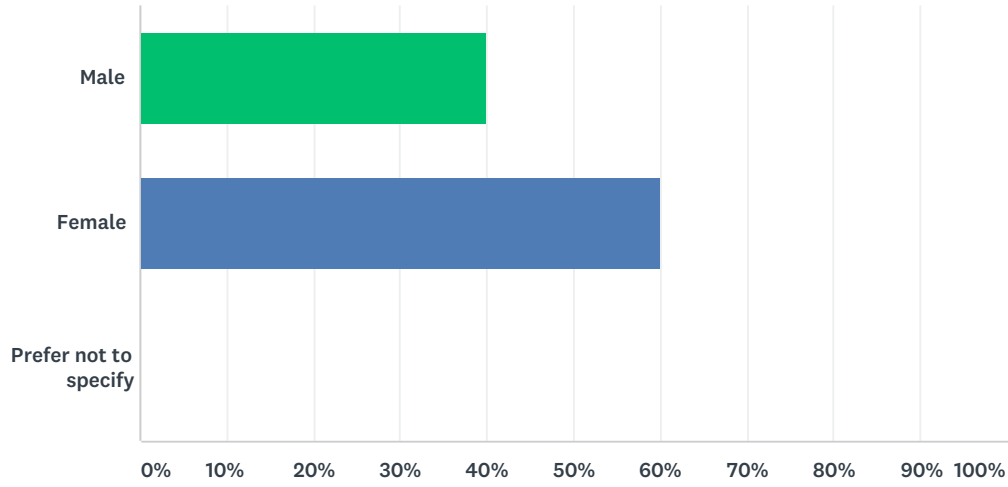
Answered: 10 Skipped: 0



ANSWER CHOICES	RESPONSES	
Entry Level/Junior Model Maker	30.00%	3
Mid-Level Model Maker (5 yrs +)	0.00%	0
Senior Model Maker (10 yrs +)	0.00%	0
Project Manager/Chief Model Maker	10.00%	1
Supervisor/People Manager	20.00%	2
Owner/Director	10.00%	1
Educator/Faculty	60.00%	6
Other (please specify)	10.00%	1
Total Respondents: 10		

Q3 Gender

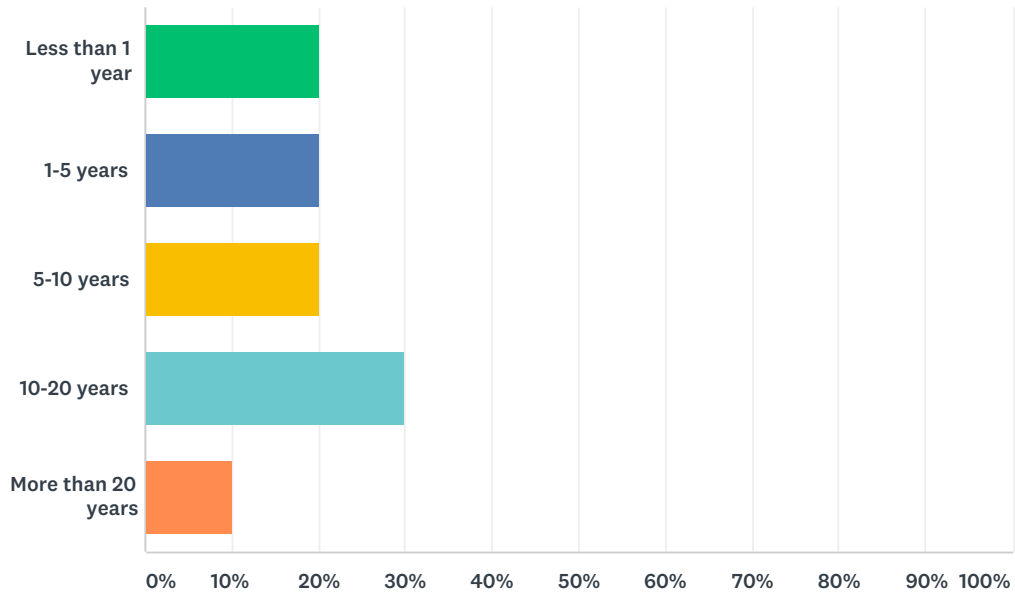
Answered: 10 Skipped: 0



ANSWER CHOICES	RESPONSES	
Male	40.00%	4
Female	60.00%	6
Prefer not to specify	0.00%	0
TOTAL		10

Q4 How long have you been with your current employer?

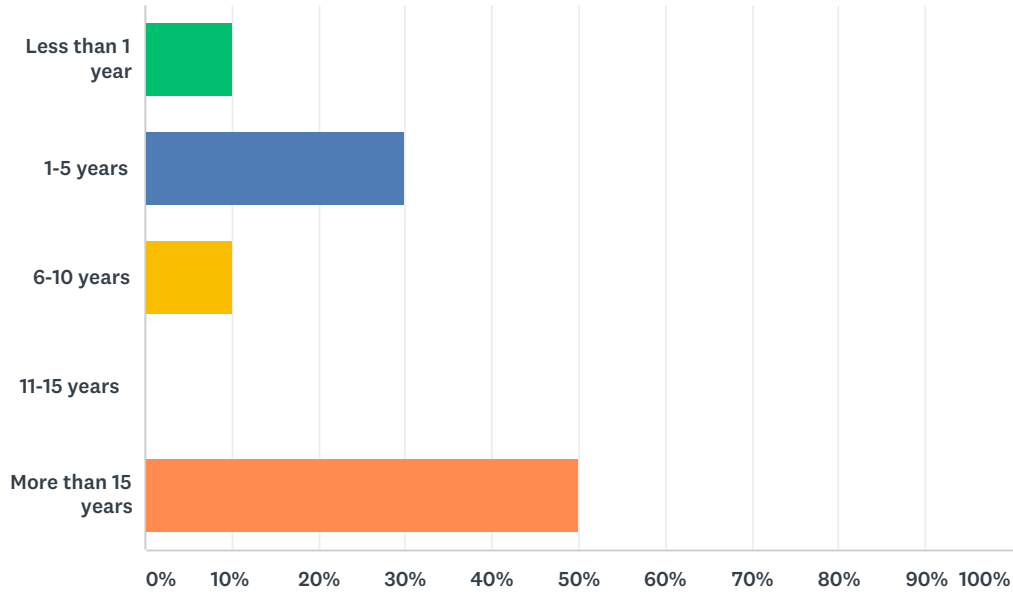
Answered: 10 Skipped: 0



ANSWER CHOICES	RESPONSES	
Less than 1 year	20.00%	2
1-5 years	20.00%	2
5-10 years	20.00%	2
10-20 years	30.00%	3
More than 20 years	10.00%	1
TOTAL		10

Q5 How long have you worked as a Model Maker?

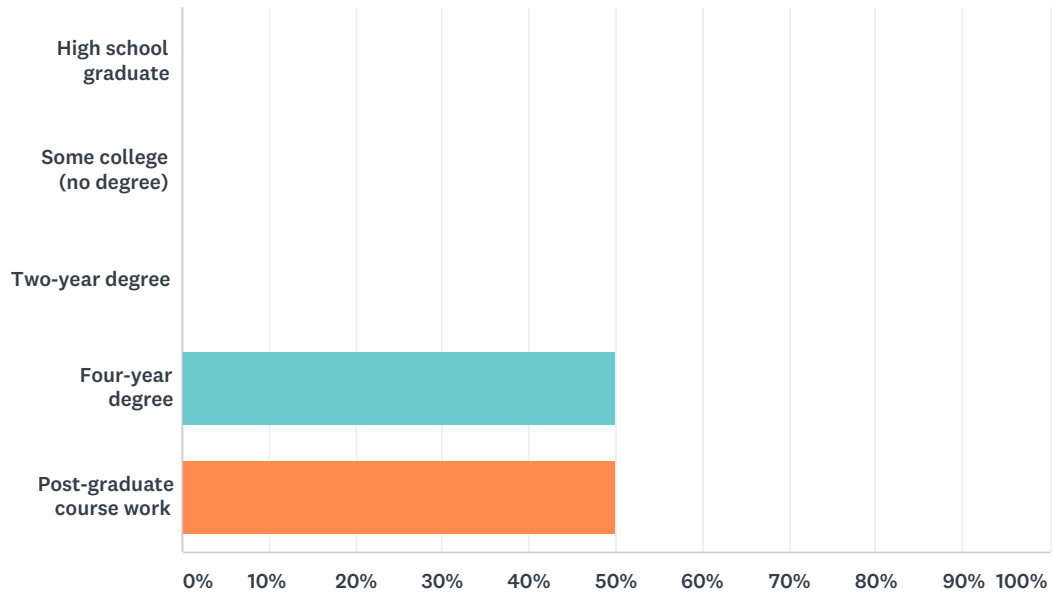
Answered: 10 Skipped: 0



ANSWER CHOICES	RESPONSES	
Less than 1 year	10.00%	1
1-5 years	30.00%	3
6-10 years	10.00%	1
11-15 years	0.00%	0
More than 15 years	50.00%	5
TOTAL		10

Q6 What is the highest level of formal education you've completed?

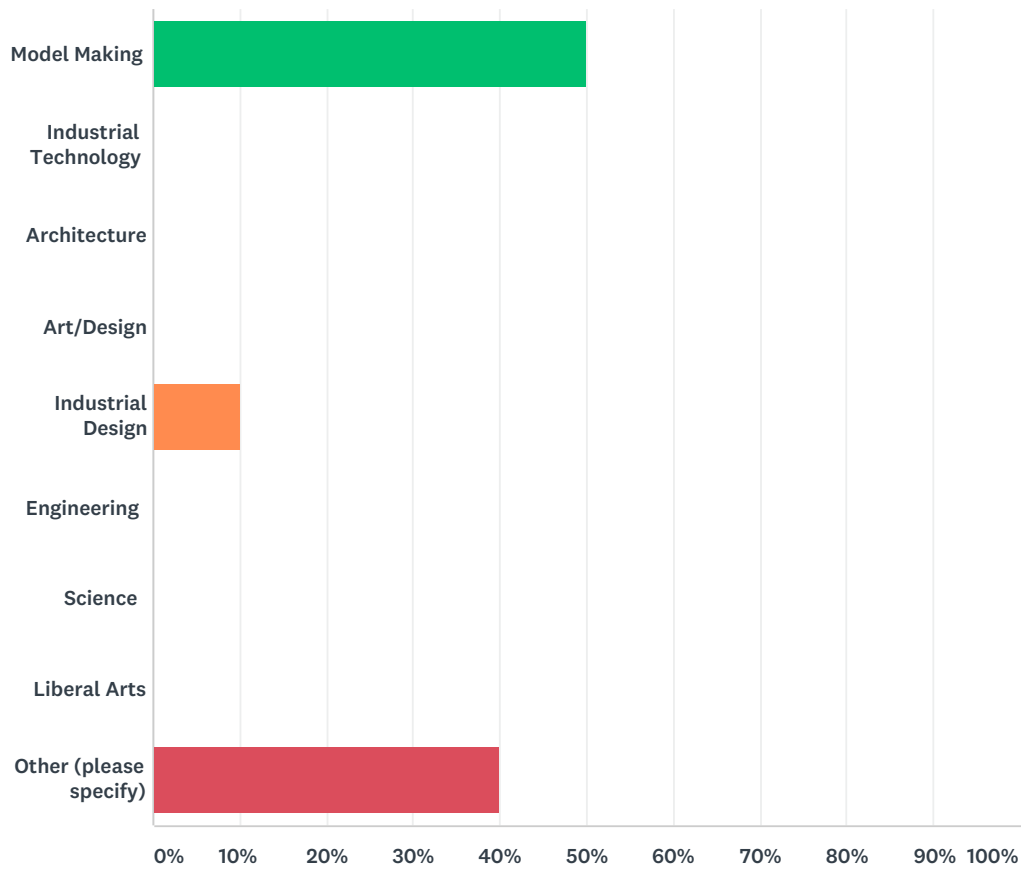
Answered: 10 Skipped: 0



ANSWER CHOICES	RESPONSES	
High school graduate	0.00%	0
Some college (no degree)	0.00%	0
Two-year degree	0.00%	0
Four-year degree	50.00%	5
Post-graduate course work	50.00%	5
TOTAL		10

Q7 Which of the following best describes the field in which you received your highest degree/training?

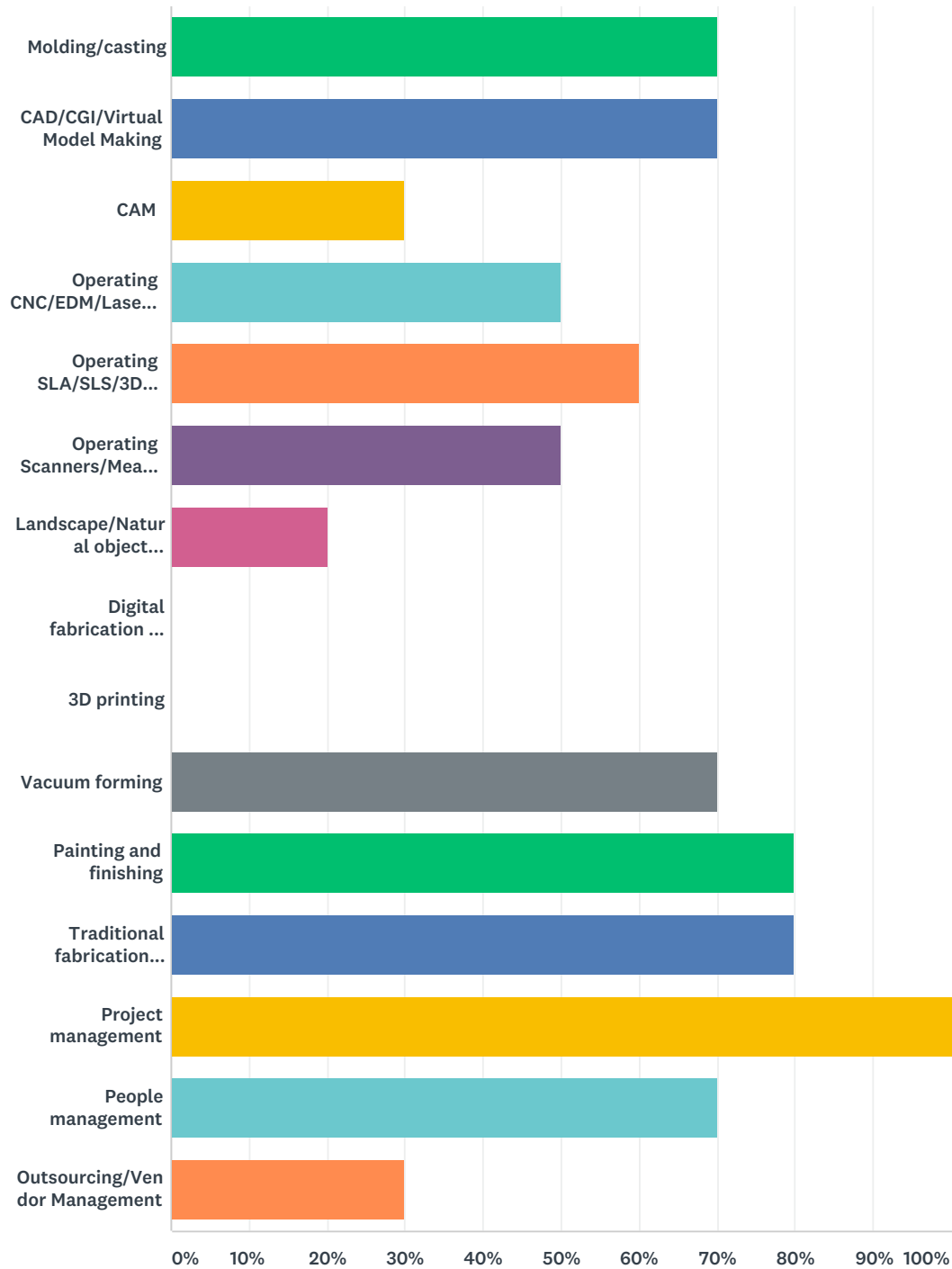
Answered: 10 Skipped: 0



ANSWER CHOICES	RESPONSES	
Model Making	50.00%	5
Industrial Technology	0.00%	0
Architecture	0.00%	0
Art/Design	0.00%	0
Industrial Design	10.00%	1
Engineering	0.00%	0
Science	0.00%	0
Liberal Arts	0.00%	0
Other (please specify)	40.00%	4
TOTAL		10

Q8 Mark any capabilities, responsibilities and skills you may use in your current position.

Answered: 10 Skipped: 0

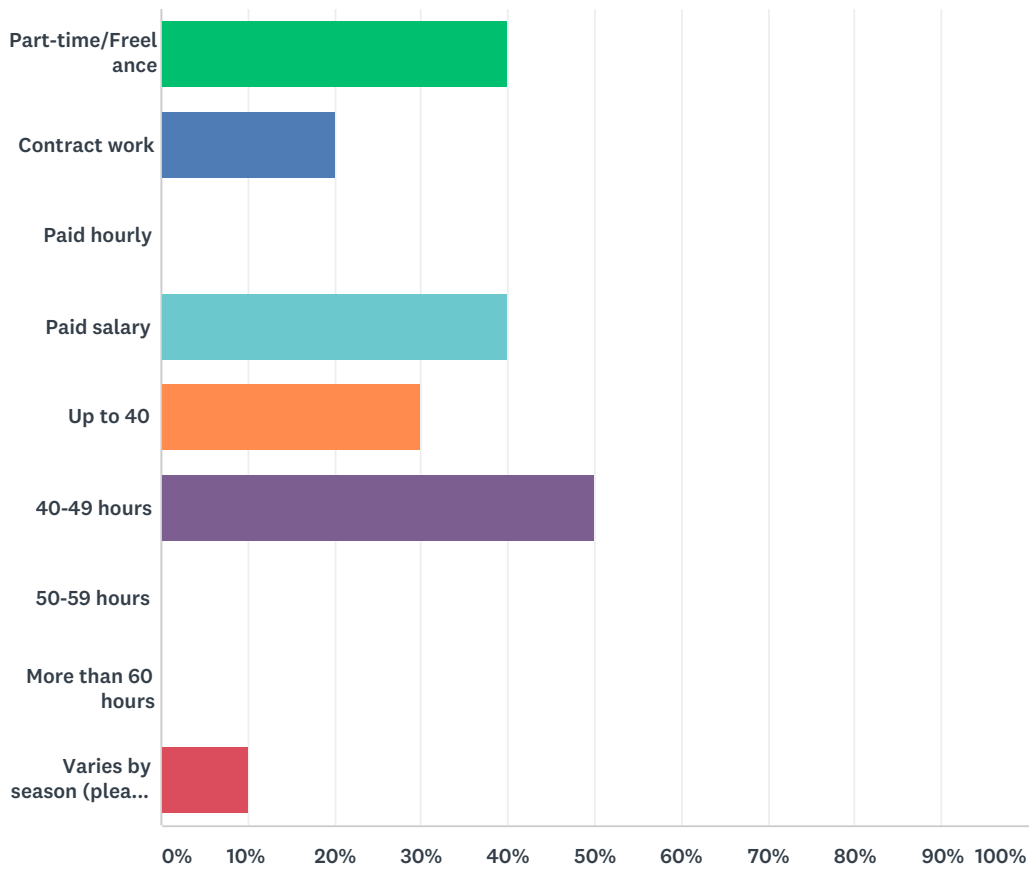


ANSWER CHOICES	RESPONSES	
Molding/casting	70.00%	7
CAD/CGI/Virtual Model Making	70.00%	7

CAM	30.00%	3
Operating CNC/EDM/Laser equipment	50.00%	5
Operating SLA/SLS/3D Printing equipment	60.00%	6
Operating Scanners/Measuring equipment	50.00%	5
Landscape/Natural object simulation	20.00%	2
Digital fabrication (3D routing, laser cutting/engraving)	0.00%	0
3D printing	0.00%	0
Vacuum forming	70.00%	7
Painting and finishing	80.00%	8
Traditional fabrication (manual wood/metal/ceramics/other -working)	80.00%	8
Project management	100.00%	10
People management	70.00%	7
Outsourcing/Vendor Management	30.00%	3
Total Respondents: 10		

Q9 What is your employment status, AND how many hours do you work, on average, each week? (select status AND number of hours worked)

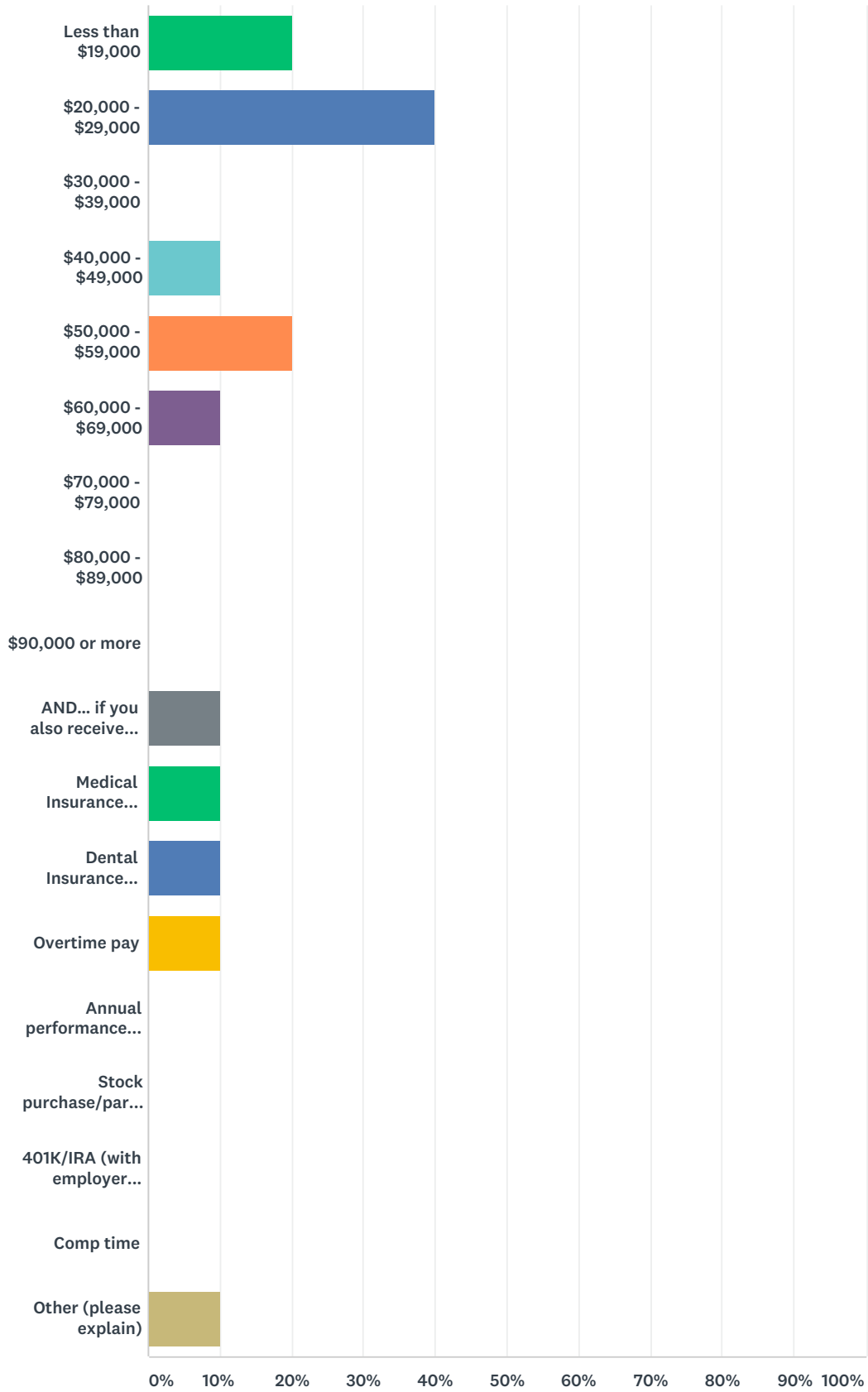
Answered: 10 Skipped: 0



ANSWER CHOICES	RESPONSES	
Part-time/Freelance	40.00%	4
Contract work	20.00%	2
Paid hourly	0.00%	0
Paid salary	40.00%	4
Up to 40	30.00%	3
40-49 hours	50.00%	5
50-59 hours	0.00%	0
More than 60 hours	0.00%	0
Varies by season (please explain)	10.00%	1
Total Respondents: 10		

Q10 What is your Annual Salary AND do you receive any Extra Compensation?

Answered: 10 Skipped: 0



ANSWER CHOICES	RESPONSES
Less than \$19,000	20.00% 2

APMM Total Compensation Survey - UK/Europe

SurveyMonkey

\$20,000 - \$29,000	40.00%	4
\$30,000 - \$39,000	0.00%	0
\$40,000 - \$49,000	10.00%	1
\$50,000 - \$59,000	20.00%	2
\$60,000 - \$69,000	10.00%	1
\$70,000 - \$79,000	0.00%	0
\$80,000 - \$89,000	0.00%	0
\$90,000 or more	0.00%	0
AND... if you also receive Extra Compensation, select from choices below:	10.00%	1
Medical Insurance coverage (contribution from employer)	10.00%	1
Dental Insurance coverage (contribution from employer)	10.00%	1
Overtime pay	10.00%	1
Annual performance bonus/Profit sharing	0.00%	0
Stock purchase/participation	0.00%	0
401K/IRA (with employer contribution)	0.00%	0
Comp time	0.00%	0
Other (please explain)	10.00%	1
Total Respondents: 10		