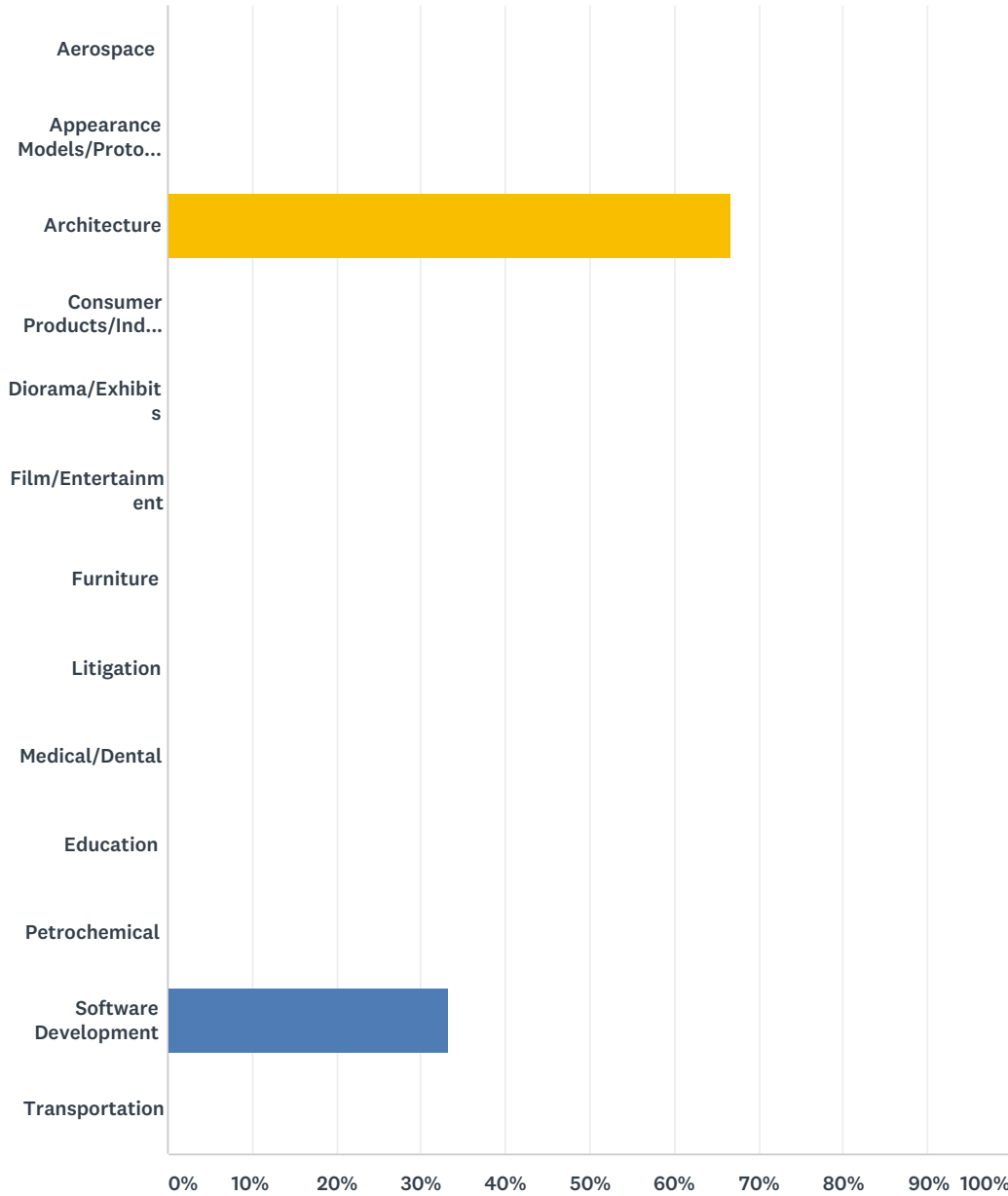


Q1 Business Sector (select up to three) AND Number of Employees

Answered: 3 Skipped: 0

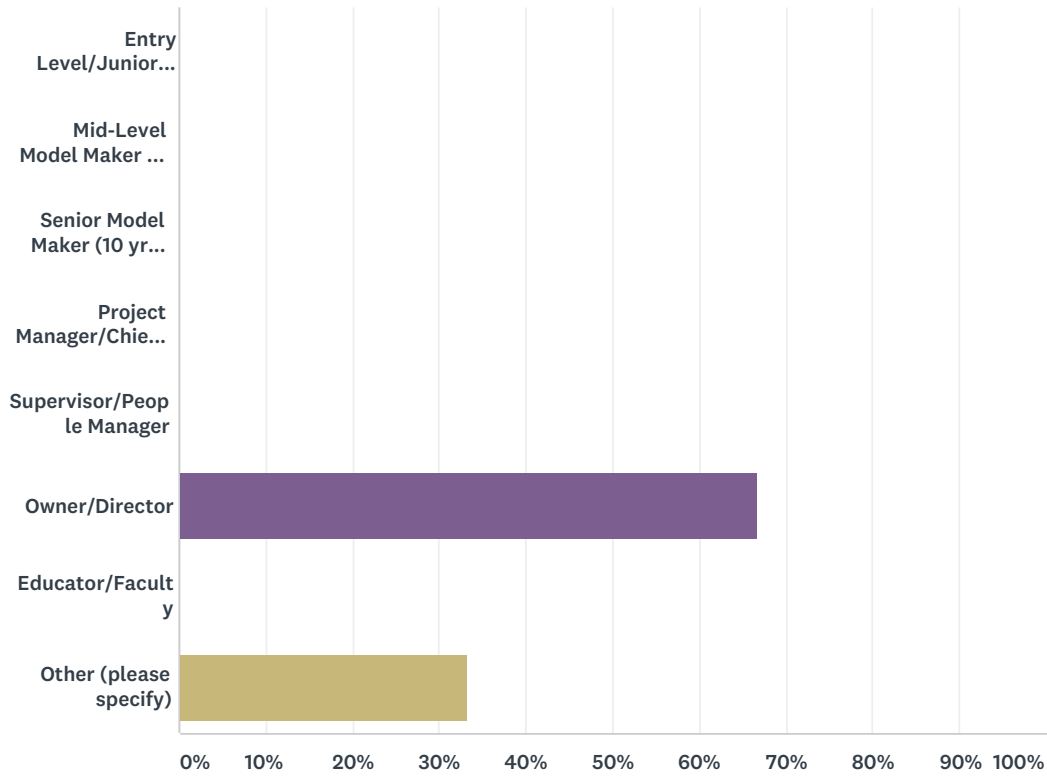


ANSWER CHOICES	RESPONSES
Aerospace	0.00% 0
Appearance Models/Prototypes	0.00% 0
Architecture	66.67% 2
Consumer Products/Industrial Design	0.00% 0
Diorama/Exhibits	0.00% 0
Film/Entertainment	0.00% 0

Furniture	0.00%	0
Litigation	0.00%	0
Medical/Dental	0.00%	0
Education	0.00%	0
Petrochemical	0.00%	0
Software Development	33.33%	1
Transportation	0.00%	0
Total Respondents: 3		

Q2 Job Title (or Level)

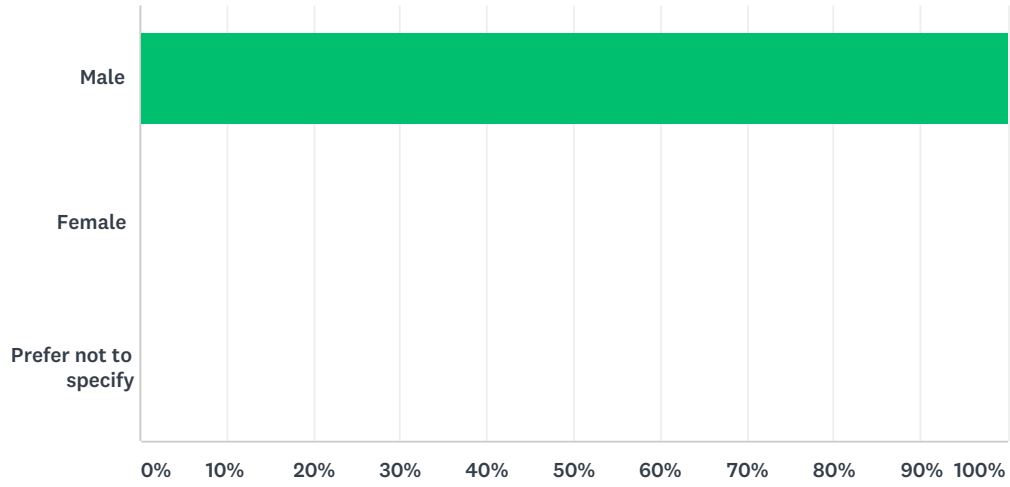
Answered: 3 Skipped: 0



ANSWER CHOICES	RESPONSES	
Entry Level/Junior Model Maker	0.00%	0
Mid-Level Model Maker (5 yrs +)	0.00%	0
Senior Model Maker (10 yrs +)	0.00%	0
Project Manager/Chief Model Maker	0.00%	0
Supervisor/People Manager	0.00%	0
Owner/Director	66.67%	2
Educator/Faculty	0.00%	0
Other (please specify)	33.33%	1
Total Respondents: 3		

Q3 Gender

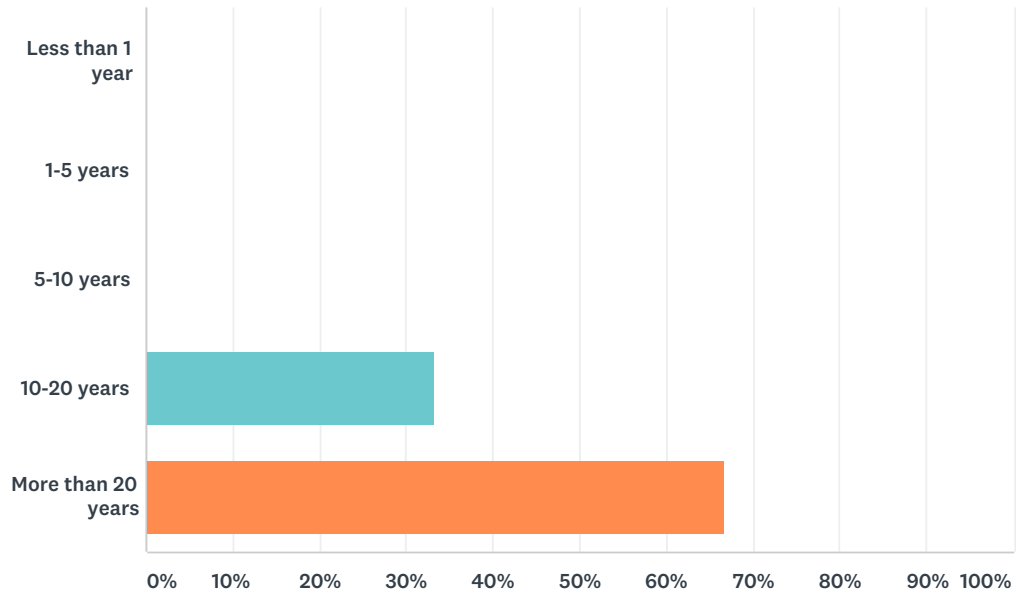
Answered: 3 Skipped: 0



ANSWER CHOICES	RESPONSES	
Male	100.00%	3
Female	0.00%	0
Prefer not to specify	0.00%	0
TOTAL		3

Q4 How long have you been with your current employer?

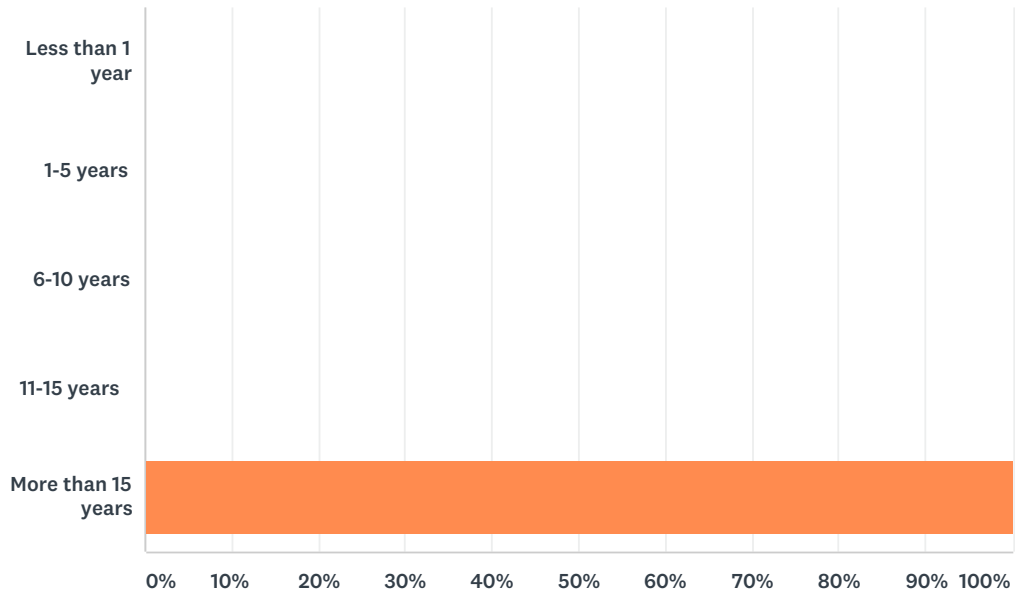
Answered: 3 Skipped: 0



ANSWER CHOICES	RESPONSES
Less than 1 year	0.00% 0
1-5 years	0.00% 0
5-10 years	0.00% 0
10-20 years	33.33% 1
More than 20 years	66.67% 2
TOTAL	3

Q5 How long have you worked as a Model Maker?

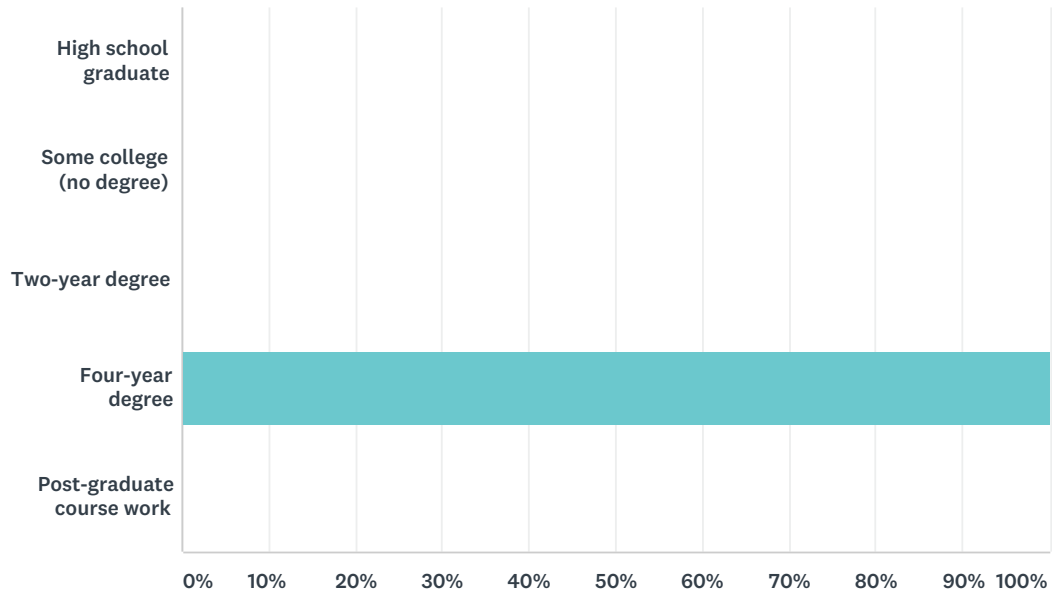
Answered: 3 Skipped: 0



ANSWER CHOICES	RESPONSES
Less than 1 year	0.00% 0
1-5 years	0.00% 0
6-10 years	0.00% 0
11-15 years	0.00% 0
More than 15 years	100.00% 3
TOTAL	3

Q6 What is the highest level of formal education you've completed?

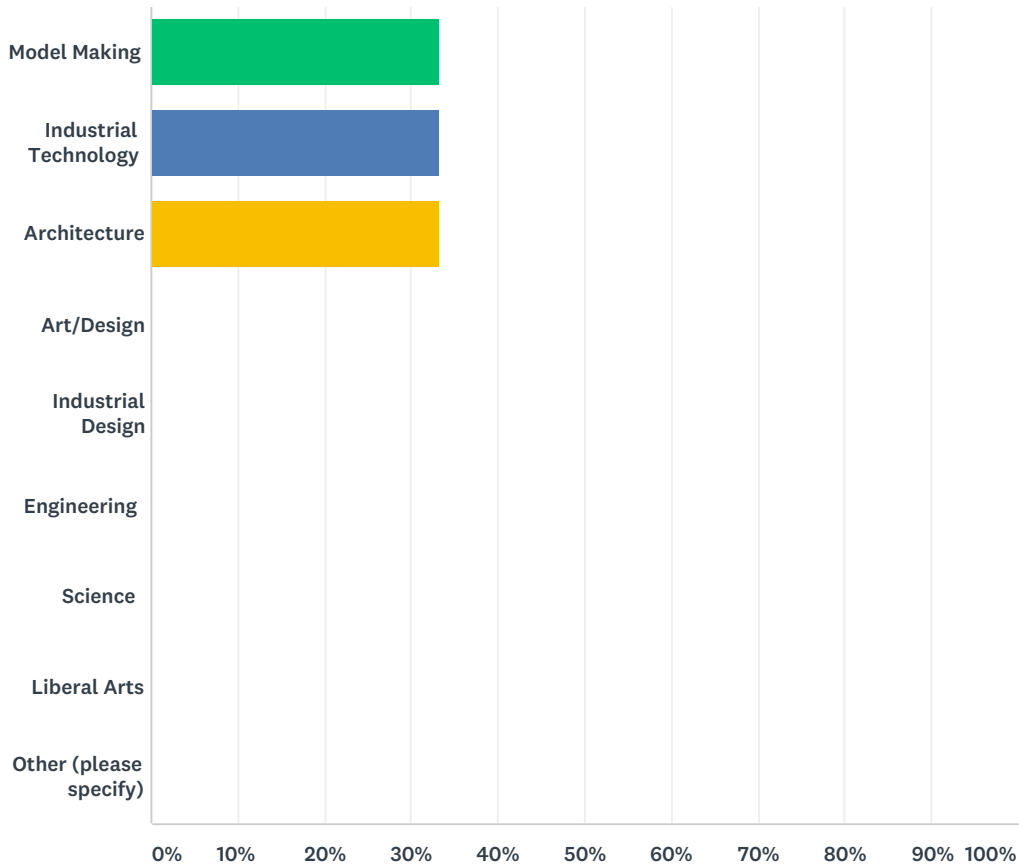
Answered: 3 Skipped: 0



ANSWER CHOICES	RESPONSES	
High school graduate	0.00%	0
Some college (no degree)	0.00%	0
Two-year degree	0.00%	0
Four-year degree	100.00%	3
Post-graduate course work	0.00%	0
TOTAL		3

Q7 Which of the following best describes the field in which you received your highest degree/training?

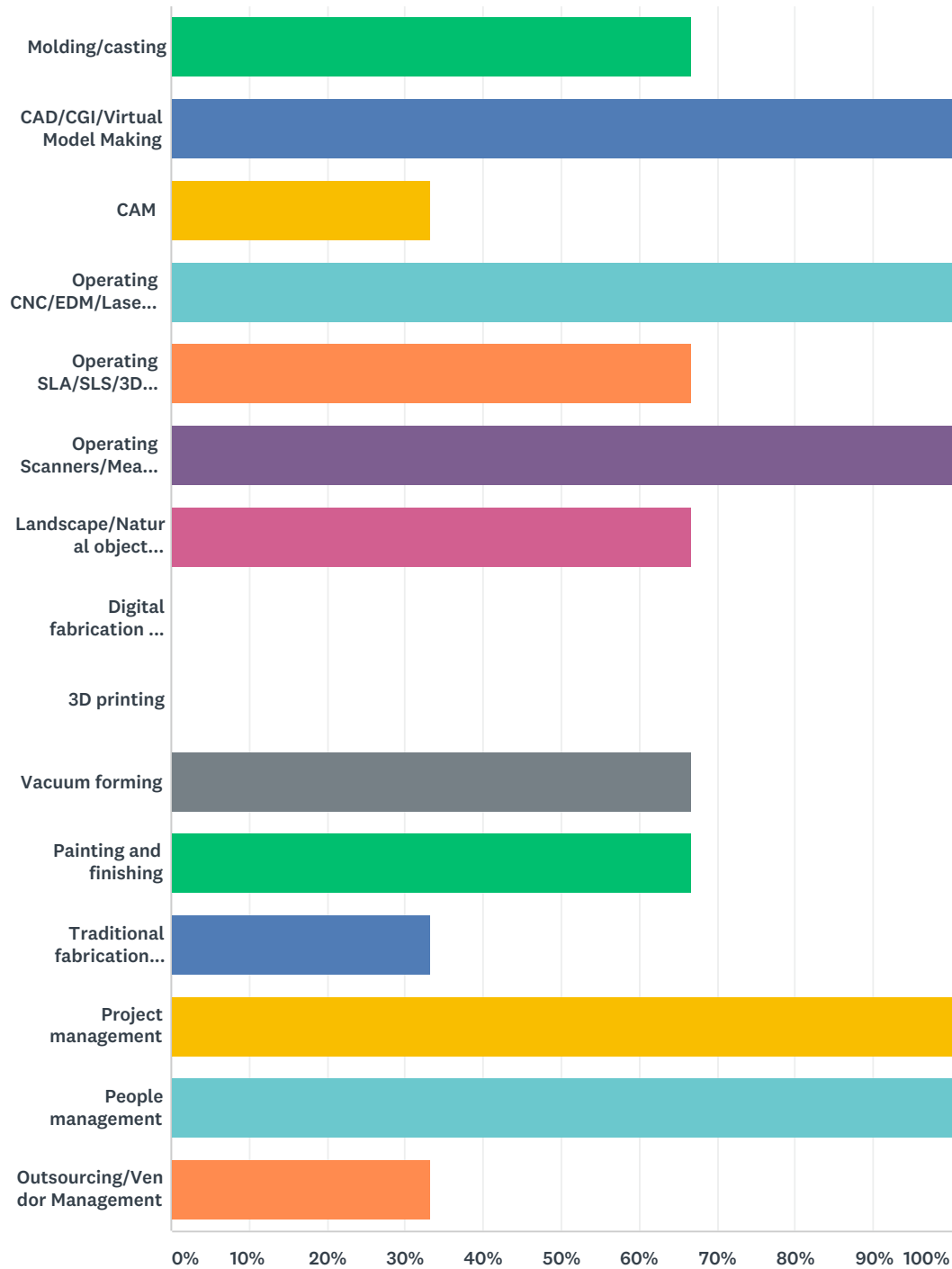
Answered: 3 Skipped: 0



ANSWER CHOICES	RESPONSES	
Model Making	33.33%	1
Industrial Technology	33.33%	1
Architecture	33.33%	1
Art/Design	0.00%	0
Industrial Design	0.00%	0
Engineering	0.00%	0
Science	0.00%	0
Liberal Arts	0.00%	0
Other (please specify)	0.00%	0
TOTAL		3

Q8 Mark any capabilities, responsibilities and skills you may use in your current position.

Answered: 3 Skipped: 0

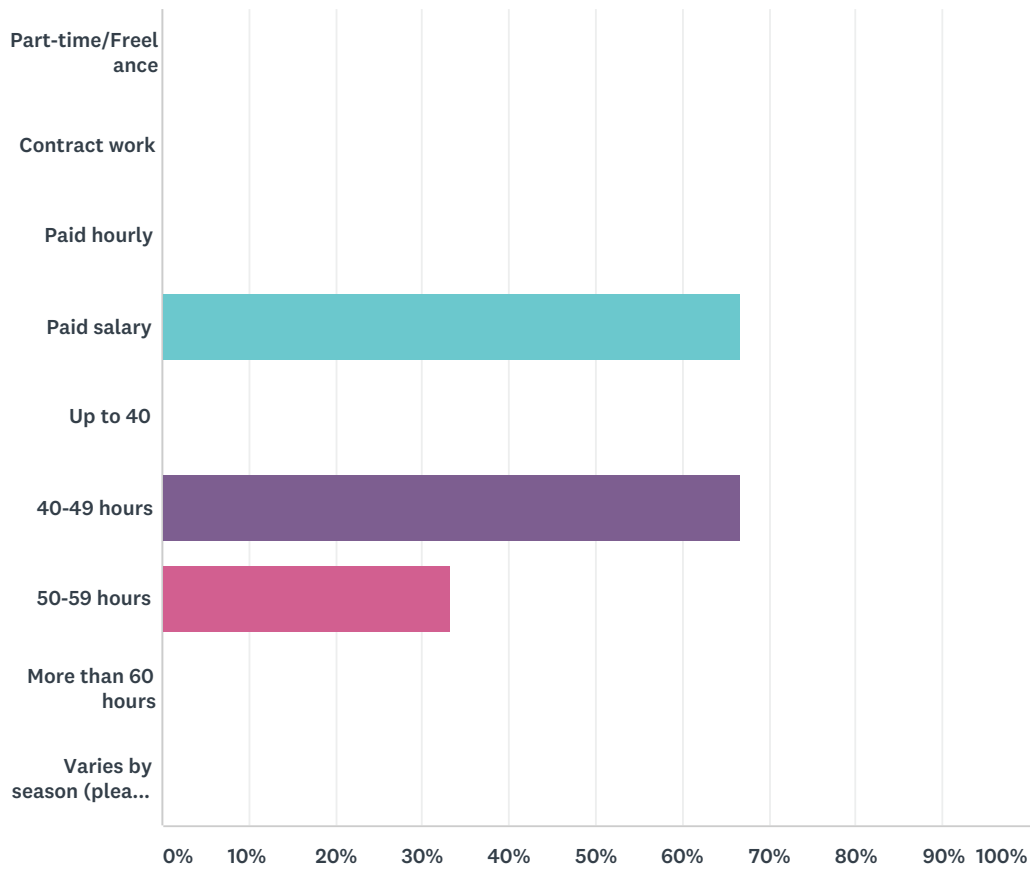


ANSWER CHOICES	RESPONSES
Molding/casting	66.67% 2
CAD/CGI/Virtual Model Making	100.00% 3

CAM	33.33%	1
Operating CNC/EDM/Laser equipment	100.00%	3
Operating SLA/SLS/3D Printing equipment	66.67%	2
Operating Scanners/Measuring equipment	100.00%	3
Landscape/Natural object simulation	66.67%	2
Digital fabrication (3D routing, laser cutting/engraving)	0.00%	0
3D printing	0.00%	0
Vacuum forming	66.67%	2
Painting and finishing	66.67%	2
Traditional fabrication (manual wood/metal/ceramics/other -working)	33.33%	1
Project management	100.00%	3
People management	100.00%	3
Outsourcing/Vendor Management	33.33%	1
Total Respondents: 3		

Q9 What is your employment status, AND how many hours do you work, on average, each week? (select status AND number of hours worked)

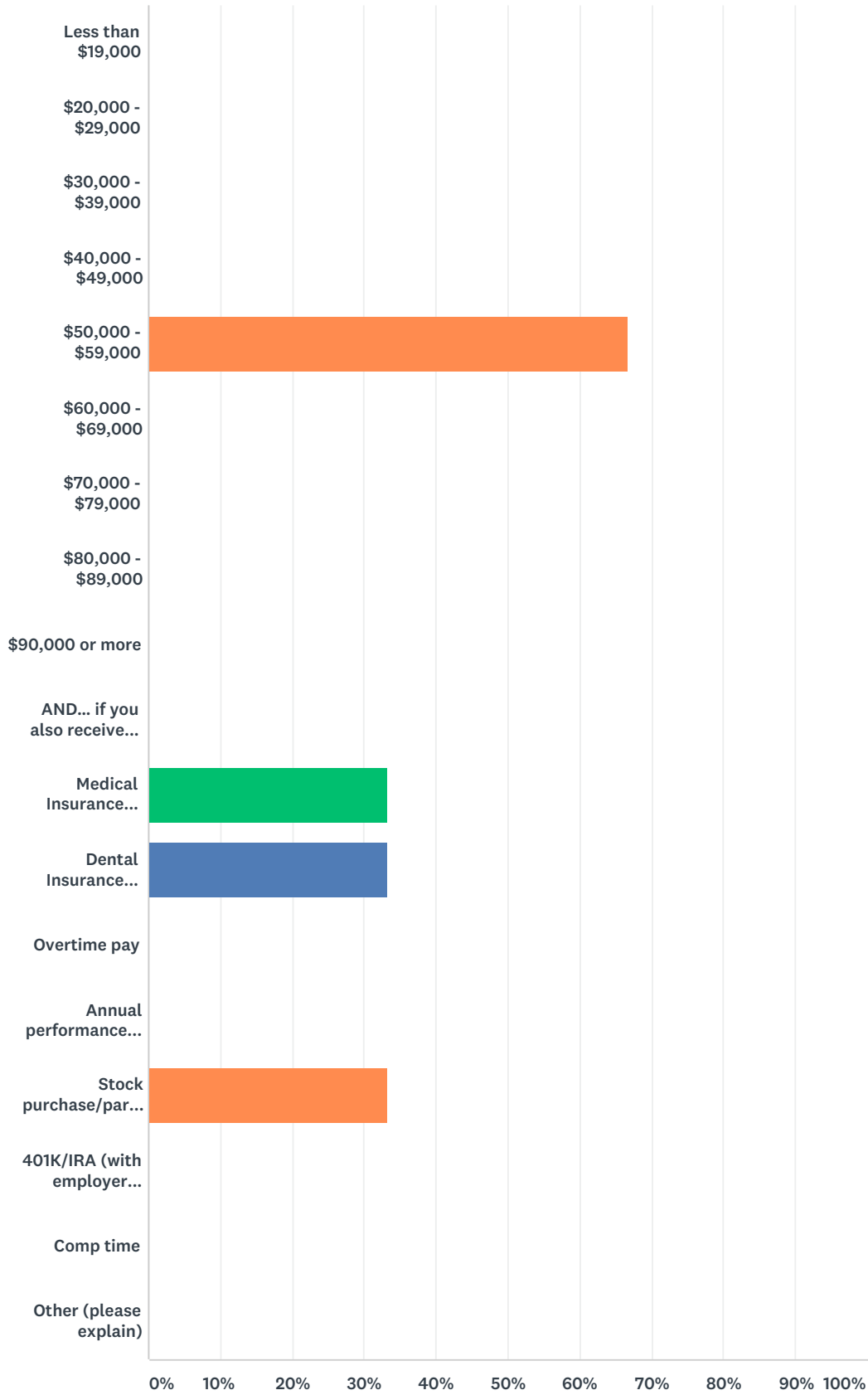
Answered: 3 Skipped: 0



ANSWER CHOICES	RESPONSES	
Part-time/Freelance	0.00%	0
Contract work	0.00%	0
Paid hourly	0.00%	0
Paid salary	66.67%	2
Up to 40	0.00%	0
40-49 hours	66.67%	2
50-59 hours	33.33%	1
More than 60 hours	0.00%	0
Varies by season (please explain)	0.00%	0
Total Respondents: 3		

Q10 What is your Annual Salary AND do you receive any Extra Compensation?

Answered: 3 Skipped: 0



ANSWER CHOICES	RESPONSES
Less than \$19,000	0.00% 0

APMM Total Compensation Survey - Canada/Mexico

SurveyMonkey

\$20,000 - \$29,000	0.00%	0
\$30,000 - \$39,000	0.00%	0
\$40,000 - \$49,000	0.00%	0
\$50,000 - \$59,000	66.67%	2
\$60,000 - \$69,000	0.00%	0
\$70,000 - \$79,000	0.00%	0
\$80,000 - \$89,000	0.00%	0
\$90,000 or more	0.00%	0
AND... if you also receive Extra Compensation, select from choices below:	0.00%	0
Medical Insurance coverage (contribution from employer)	33.33%	1
Dental Insurance coverage (contribution from employer)	33.33%	1
Overtime pay	0.00%	0
Annual performance bonus/Profit sharing	0.00%	0
Stock purchase/participation	33.33%	1
401K/IRA (with employer contribution)	0.00%	0
Comp time	0.00%	0
Other (please explain)	0.00%	0
Total Respondents: 3		