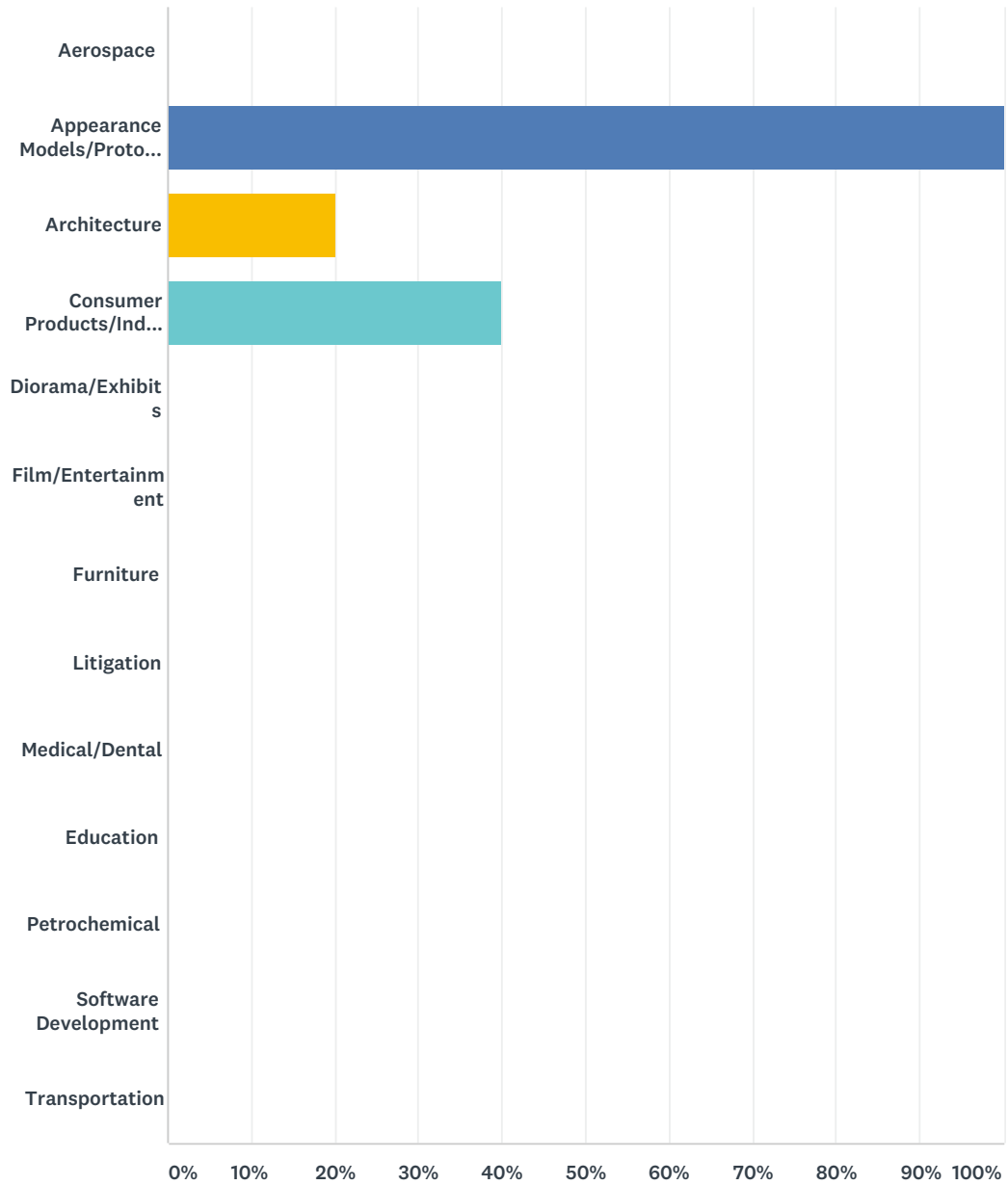


Q1 Business Sector (select up to three) AND Number of Employees

Answered: 5 Skipped: 0

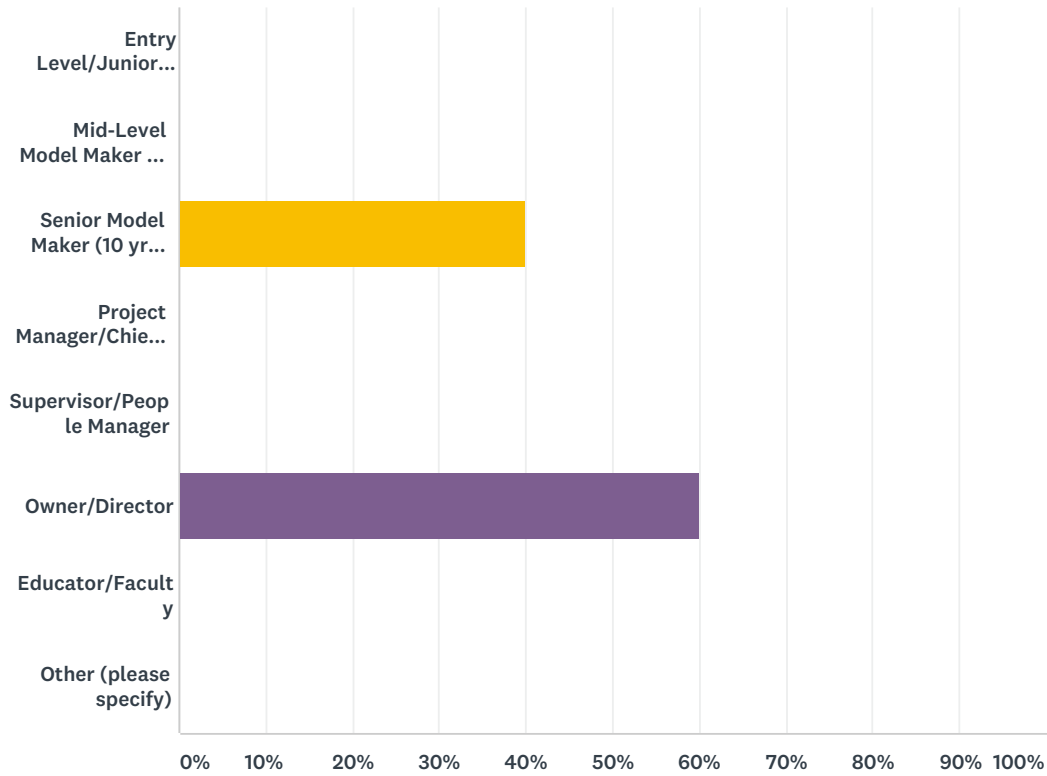


| ANSWER CHOICES | RESPONSES | |
|-------------------------------------|-----------|---|
| Aerospace | 0.00% | 0 |
| Appearance Models/Prototypes | 100.00% | 5 |
| Architecture | 20.00% | 1 |
| Consumer Products/Industrial Design | 40.00% | 2 |
| Diorama/Exhibits | 0.00% | 0 |
| Film/Entertainment | 0.00% | 0 |

| | | |
|----------------------|-------|---|
| Furniture | 0.00% | 0 |
| Litigation | 0.00% | 0 |
| Medical/Dental | 0.00% | 0 |
| Education | 0.00% | 0 |
| Petrochemical | 0.00% | 0 |
| Software Development | 0.00% | 0 |
| Transportation | 0.00% | 0 |
| Total Respondents: 5 | | |

Q2 Job Title (or Level)

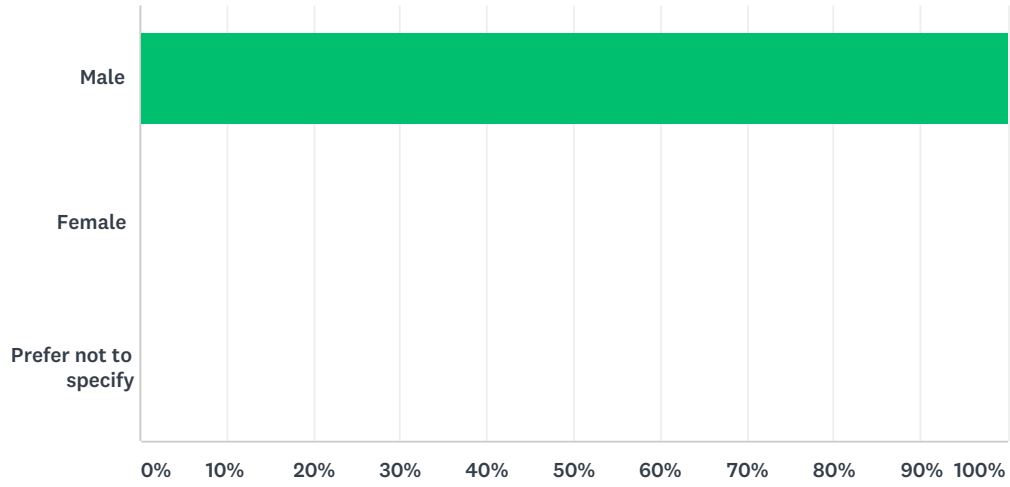
Answered: 5 Skipped: 0



| ANSWER CHOICES | RESPONSES | |
|-----------------------------------|-----------|---|
| Entry Level/Junior Model Maker | 0.00% | 0 |
| Mid-Level Model Maker (5 yrs +) | 0.00% | 0 |
| Senior Model Maker (10 yrs +) | 40.00% | 2 |
| Project Manager/Chief Model Maker | 0.00% | 0 |
| Supervisor/People Manager | 0.00% | 0 |
| Owner/Director | 60.00% | 3 |
| Educator/Faculty | 0.00% | 0 |
| Other (please specify) | 0.00% | 0 |
| Total Respondents: 5 | | |

Q3 Gender

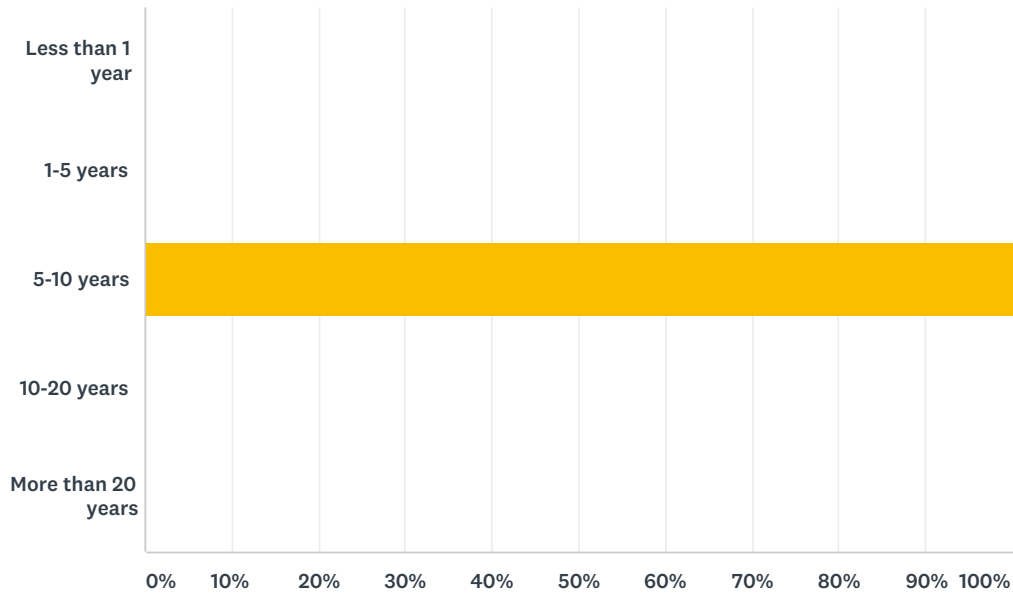
Answered: 5 Skipped: 0



| ANSWER CHOICES | RESPONSES | |
|-----------------------|-----------|---|
| Male | 100.00% | 5 |
| Female | 0.00% | 0 |
| Prefer not to specify | 0.00% | 0 |
| TOTAL | | 5 |

Q4 How long have you been with your current employer?

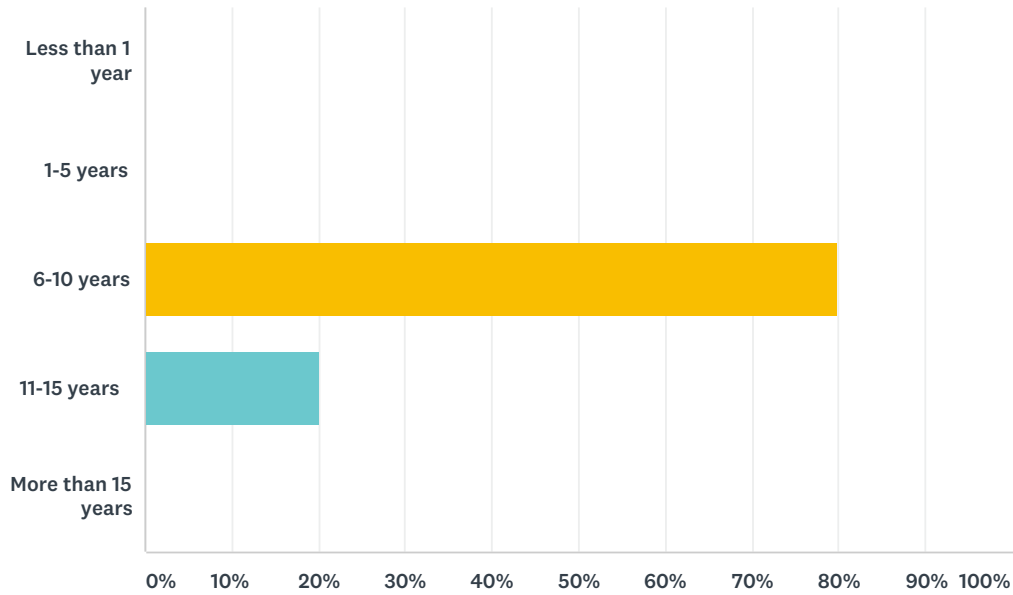
Answered: 5 Skipped: 0



| ANSWER CHOICES | RESPONSES |
|--------------------|-----------|
| Less than 1 year | 0.00% 0 |
| 1-5 years | 0.00% 0 |
| 5-10 years | 100.00% 5 |
| 10-20 years | 0.00% 0 |
| More than 20 years | 0.00% 0 |
| TOTAL | 5 |

Q5 How long have you worked as a Model Maker?

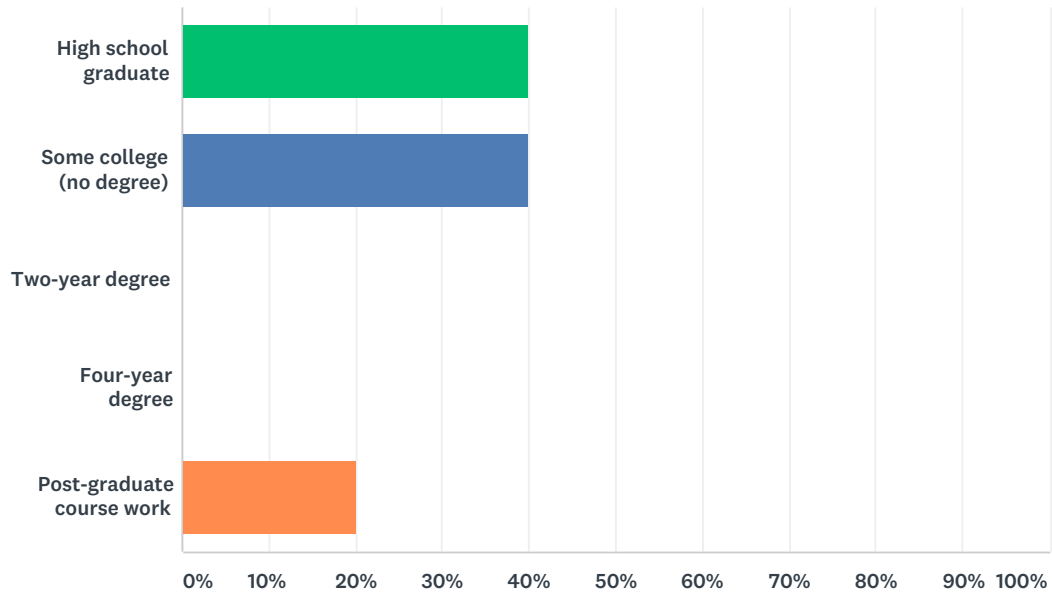
Answered: 5 Skipped: 0



| ANSWER CHOICES | RESPONSES |
|--------------------|-----------|
| Less than 1 year | 0.00% 0 |
| 1-5 years | 0.00% 0 |
| 6-10 years | 80.00% 4 |
| 11-15 years | 20.00% 1 |
| More than 15 years | 0.00% 0 |
| TOTAL | 5 |

Q6 What is the highest level of formal education you've completed?

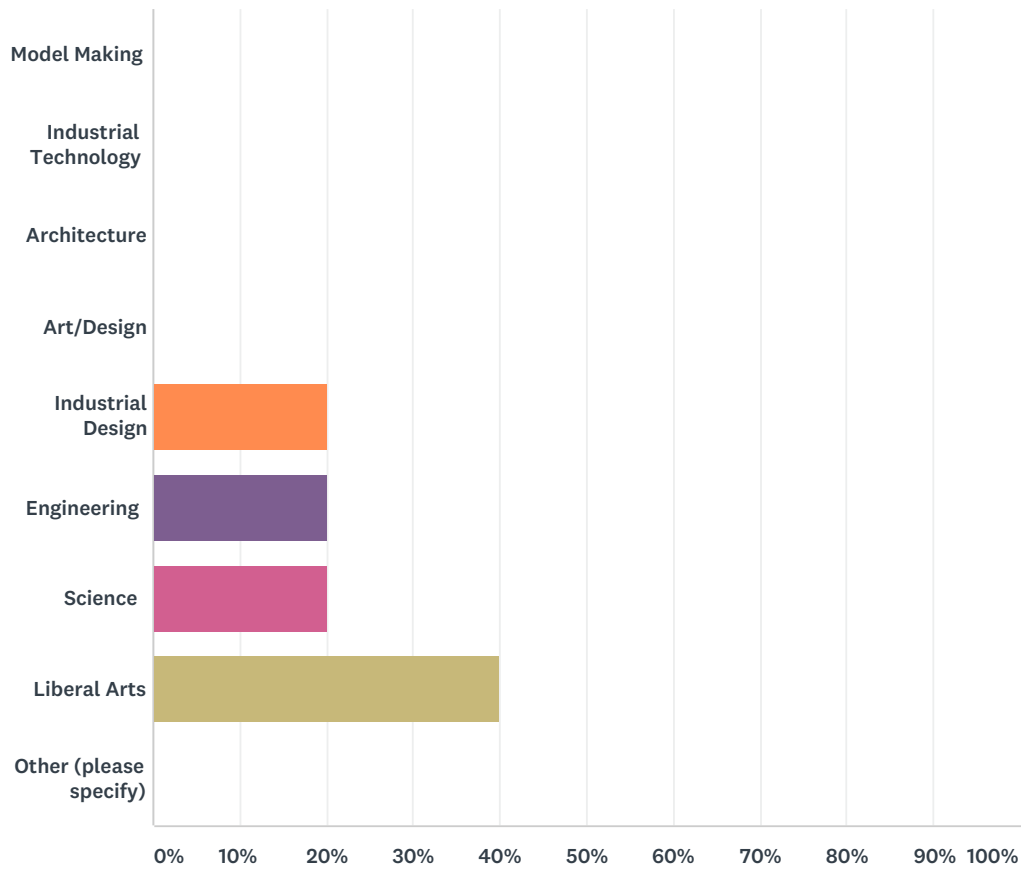
Answered: 5 Skipped: 0



| ANSWER CHOICES | RESPONSES | |
|---------------------------|-----------|----------|
| High school graduate | 40.00% | 2 |
| Some college (no degree) | 40.00% | 2 |
| Two-year degree | 0.00% | 0 |
| Four-year degree | 0.00% | 0 |
| Post-graduate course work | 20.00% | 1 |
| TOTAL | | 5 |

Q7 Which of the following best describes the field in which you received your highest degree/training?

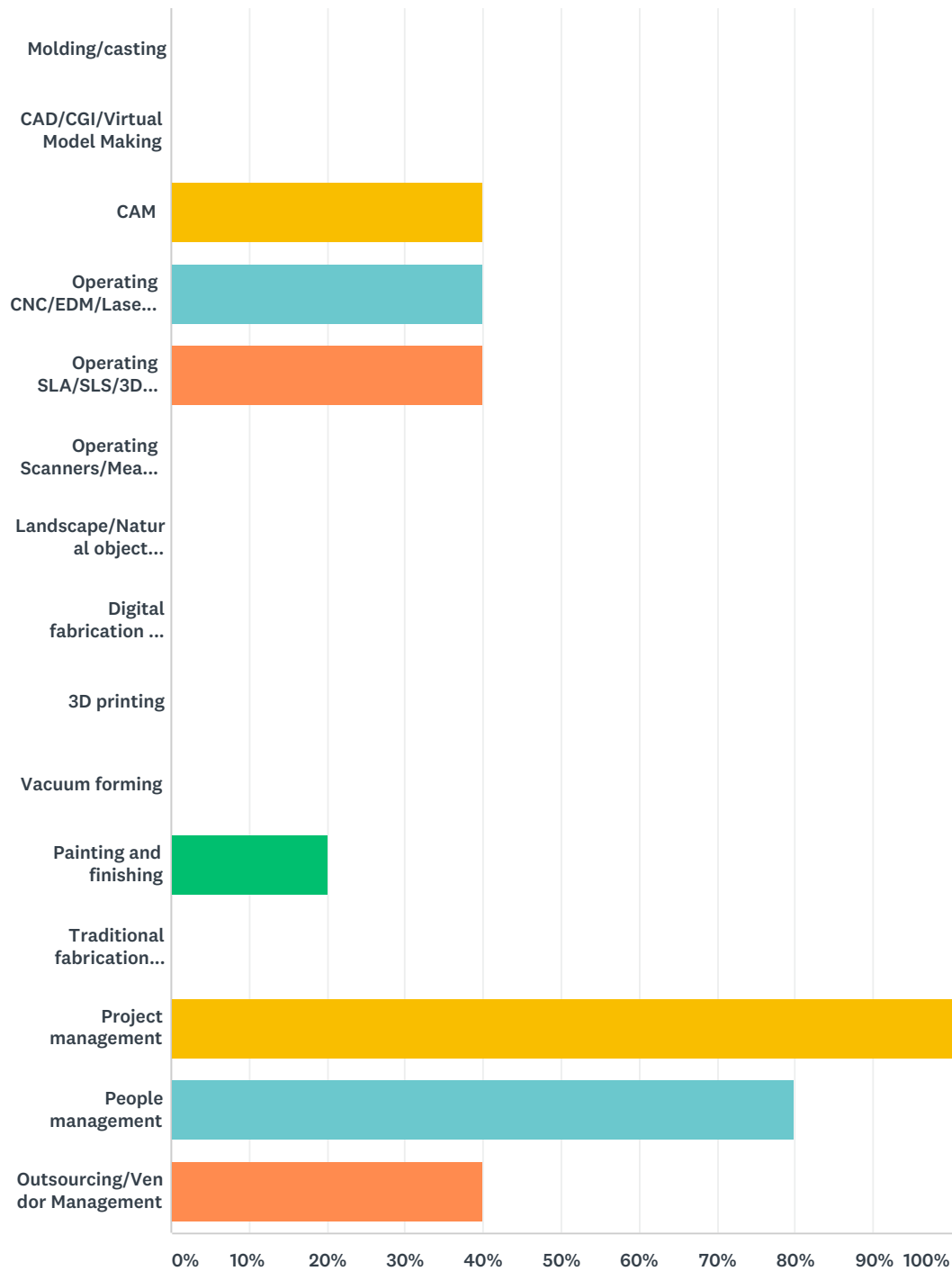
Answered: 5 Skipped: 0



| ANSWER CHOICES | RESPONSES |
|------------------------|-----------|
| Model Making | 0.00% 0 |
| Industrial Technology | 0.00% 0 |
| Architecture | 0.00% 0 |
| Art/Design | 0.00% 0 |
| Industrial Design | 20.00% 1 |
| Engineering | 20.00% 1 |
| Science | 20.00% 1 |
| Liberal Arts | 40.00% 2 |
| Other (please specify) | 0.00% 0 |
| TOTAL | 5 |

Q8 Mark any capabilities, responsibilities and skills you may use in your current position.

Answered: 5 Skipped: 0

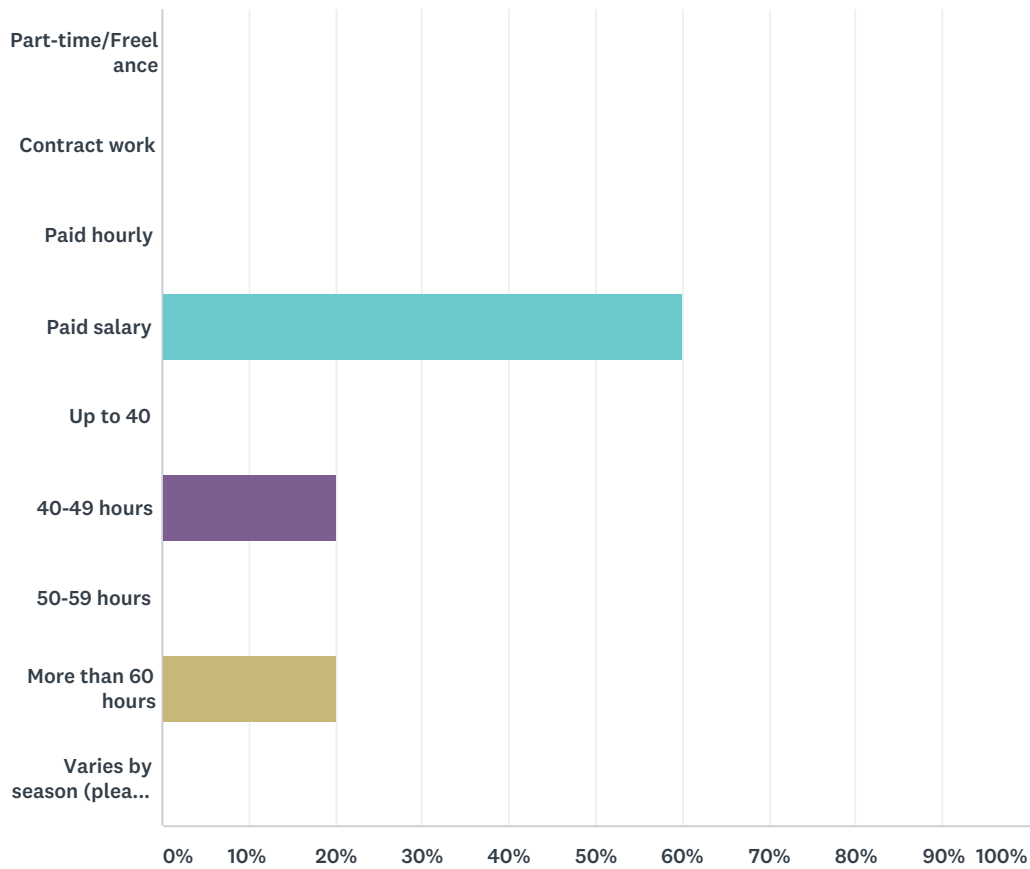


| ANSWER CHOICES | RESPONSES |
|------------------------------|-----------|
| Molding/casting | 0.00% 0 |
| CAD/CGI/Virtual Model Making | 0.00% 0 |

| | | |
|---|---------|---|
| CAM | 40.00% | 2 |
| Operating CNC/EDM/Laser equipment | 40.00% | 2 |
| Operating SLA/SLS/3D Printing equipment | 40.00% | 2 |
| Operating Scanners/Measuring equipment | 0.00% | 0 |
| Landscape/Natural object simulation | 0.00% | 0 |
| Digital fabrication (3D routing, laser cutting/engraving) | 0.00% | 0 |
| 3D printing | 0.00% | 0 |
| Vacuum forming | 0.00% | 0 |
| Painting and finishing | 20.00% | 1 |
| Traditional fabrication (manual wood/metal/ceramics/other -working) | 0.00% | 0 |
| Project management | 100.00% | 5 |
| People management | 80.00% | 4 |
| Outsourcing/Vendor Management | 40.00% | 2 |
| Total Respondents: 5 | | |

Q9 What is your employment status, AND how many hours do you work, on average, each week? (select status AND number of hours worked)

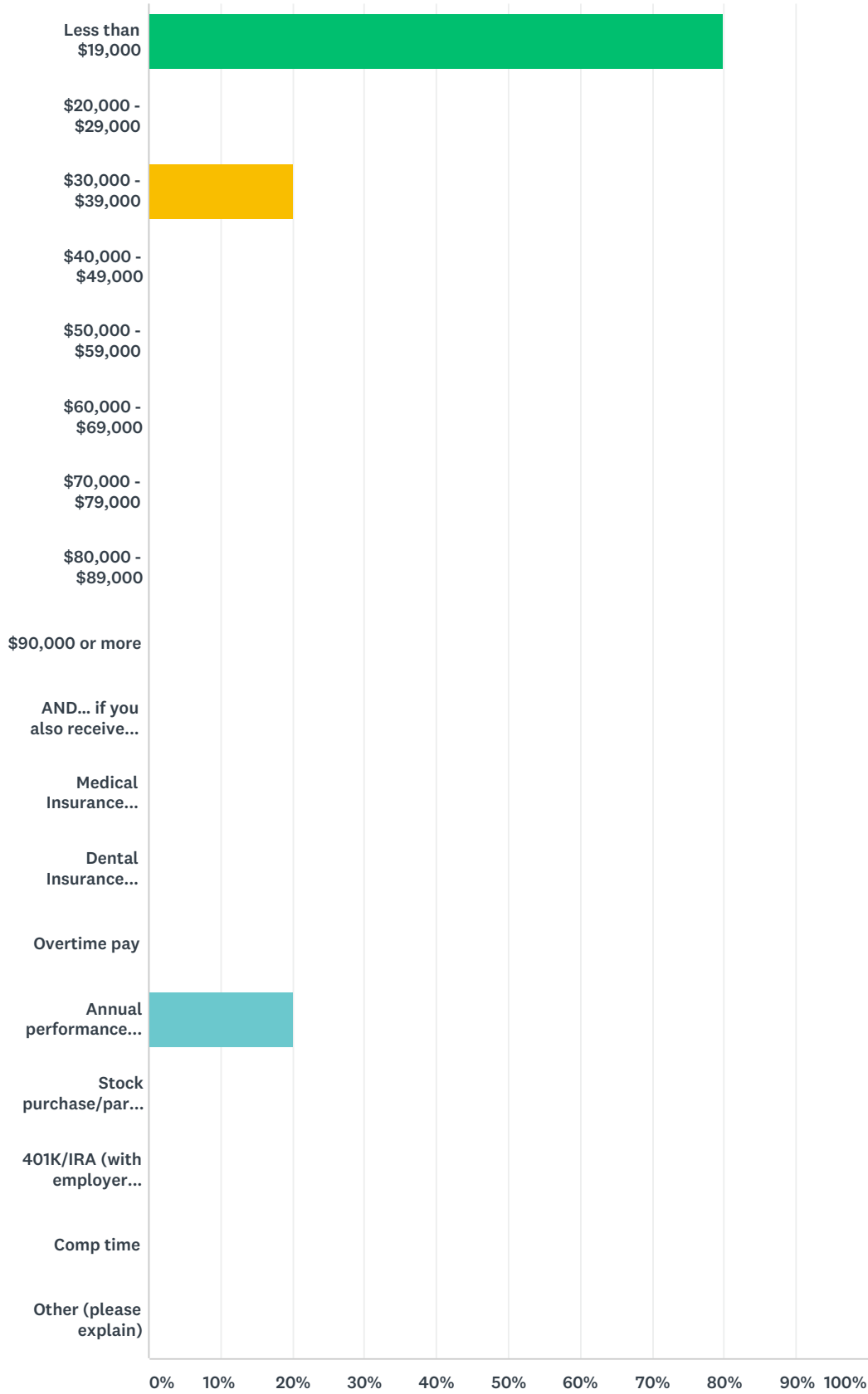
Answered: 5 Skipped: 0



| ANSWER CHOICES | RESPONSES | |
|-----------------------------------|-----------|---|
| Part-time/Freelance | 0.00% | 0 |
| Contract work | 0.00% | 0 |
| Paid hourly | 0.00% | 0 |
| Paid salary | 60.00% | 3 |
| Up to 40 | 0.00% | 0 |
| 40-49 hours | 20.00% | 1 |
| 50-59 hours | 0.00% | 0 |
| More than 60 hours | 20.00% | 1 |
| Varies by season (please explain) | 0.00% | 0 |
| Total Respondents: 5 | | |

Q10 What is your Annual Salary AND do you receive any Extra Compensation?

Answered: 5 Skipped: 0



| ANSWER CHOICES | RESPONSES |
|--------------------|-----------|
| Less than \$19,000 | 80.00% 4 |

APMM Total Compensation Survey - Asia/Australia/Africa/Other

SurveyMonkey

| | | |
|---|--------|---|
| \$20,000 - \$29,000 | 0.00% | 0 |
| \$30,000 - \$39,000 | 20.00% | 1 |
| \$40,000 - \$49,000 | 0.00% | 0 |
| \$50,000 - \$59,000 | 0.00% | 0 |
| \$60,000 - \$69,000 | 0.00% | 0 |
| \$70,000 - \$79,000 | 0.00% | 0 |
| \$80,000 - \$89,000 | 0.00% | 0 |
| \$90,000 or more | 0.00% | 0 |
| AND... if you also receive Extra Compensation, select from choices below: | 0.00% | 0 |
| Medical Insurance coverage (contribution from employer) | 0.00% | 0 |
| Dental Insurance coverage (contribution from employer) | 0.00% | 0 |
| Overtime pay | 0.00% | 0 |
| Annual performance bonus/Profit sharing | 20.00% | 1 |
| Stock purchase/participation | 0.00% | 0 |
| 401K/IRA (with employer contribution) | 0.00% | 0 |
| Comp time | 0.00% | 0 |
| Other (please explain) | 0.00% | 0 |
| Total Respondents: 5 | | |